

TABLE 7 : NPN/PNP MEDIUM POWER T-27-01

The transistors shown in this table have been designed to operate and provide useful gain at current levels up to 1 amp with power dissipation capabilities of 1000mW at 25°C ambient temperature. Typical application areas include: Audio Frequency Drivers and Output Stages, Relay Switching, etc.

Type	V _{CB0} V	V _{CEO} V	Max I _c mA	Max V _{CE(sat)} at			h _{FE} at			Min f _T at		P _{tot} at T _{amb} = 25°C mW	Complement
				V	I _c mA	I _B mA	Min	Max	I _c mA	MHz	I _c mA		
NPN													
ZTX455§	160	140	1000	0.7	150	15	100	300	150	100	50	1000	ZTX555
ZTX454	140	120	1000	0.7	150	15	100	300	150	100	50	1000	ZTX554
ZTX453§	120	100	1000	0.7	150	15	40	200	150	150	50	1000	ZTX553
ZTX452	100	80	1000	0.7	150	15	40	150	150	150	50	1000	ZTX552
MPSA06	80	80	500	0.25	100	10	50	—	100	100	10	750	MPSA56
ZTX451§	80	60	1000	0.35	150	15	50	150	150	150	50	1000	ZTX551
BFS61	80	60	1000	0.35	150	15	40	160	150	150	50	500	BFS98
MPSA05	60	60	500	0.25	100	10	50	—	100	100	10	750	MPSA55
ZTX450§	60	45	1000	0.25	150	15	100	300	150	50	50	1000	ZTX550
BFS60	60	40	1000	0.25	150	15	100	300	150	150	50	500	BFS97
BFS59	60	30	1000	0.35	150	15	40	300	150	150	50	500	BFS96
ZTX337	50	45	800	0.7	500	50	100	630	100	200*	10	750	ZTX537
BC337P	50	45	800	0.7	500	50	100	630	100	100	10	625	BC327P
ZTX449§	50	30	1000	0.5	1000	100	100	300	500	150	50	1000	ZTX549
ZTX338	30	25	800	0.7	500	50	100	630	100	200*	10	750	ZTX538
BC338P	30	25	800	0.7	500	50	100	630	100	100	10	625	BC328P
PNP													
ZTX557§	300	300	500	0.3	50	5	50	300	50	75	50	1000	—
ZTX556	200	200	500	0.3	50	5	50	300	50	75	50	1000	—
ZTX555§	160	150	1000	0.3	100	10	50	300	300	100	50	1000	ZTX455
ZTX554	140	125	1000	0.3	100	10	50	300	300	100	50	1000	ZTX454
ZTX553§	120	100	1000	0.7	150	15	40	200	150	150	50	1000	ZTX453
ZTX552	100	80	1000	0.7	150	15	40	150	150	150	50	1000	ZTX452
MPSA56	80	80	500	0.25	100	10	50	—	100	100	10	750	MPSA06
ZTX551§	80	60	1000	0.35	150	15	50	150	150	150	50	1000	ZTX451
BFS98	80	60	1000	0.35	150	15	40	160	150	150	50	500	BFS61
MPSA55	60	60	500	0.25	100	10	50	—	100	100	10	750	MPSA05
ZTX550§	60	45	1000	0.25	150	15	100	300	150	150	50	1000	ZTX450
BFS97	60	40	1000	0.265	150	15	100	300	150	150	50	500	BFS61
BFS96	60	30	1000	0.35	150	165	40	300	150	150	50	500	BFS59
ZTX537	50	45	800	0.7	500	50	100	630	100	200*	10	750	ZTX337
BC327P	50	45	800	0.7	500	50	100	630	100	100	10	625	BC337P
ZTX549§	35	25	1000	0.5	1000	100	100	300	500	100	100	1000	ZTX449
ZTX538	30	25	800	0.7	500	50	100	630	100	200*	10	750	ZTX338
BC328P	30	25	800	0.7	500	50	100	630	100	100	10	625	BC338P

* Typical.

§ Also available with centre collector lead form option. See centre collector section for details.

E-LINE TAPED PRODUCT

ZETEX SEMICONDUCTORS




T-91-20

RADIAL TAPE FOR AUTOMATIC INSERTION

Two types are available.

(a) The tape, bearing the devices, is wound on a reel and supplied in a cardboard box.

(b) The tape, bearing the devices, is folded in a concertina (or Z) form and supplied in a cardboard box (ammo pack).

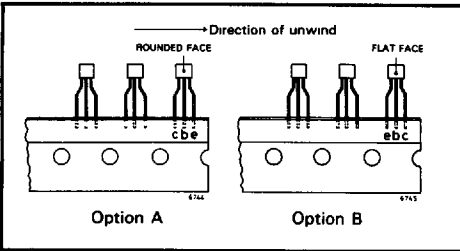


TAPE FEATURES



- Each reel or box contains 2000 devices.
- No more than 2 consecutive vacant spaces on the tape.
- Minimum of 5 vacant spaces at beginning and end of tape.
- Available with choice of orientation.

To order E-Line transistors on tape, the following format should be used.

- Suffix 'STO' for product taped and put on reels.
- Orientation (option A or B).
e.g. ZTX650 STO.A.
- Suffix 'STZ' for product taped and folded (ammo pack).



M1 IN TAPE FOR SURFACE MOUNTING



TAPE FEATURES

- 13" reel contains 3000 devices
- 7" reel contains 500 devices
- Devices contained in anti-static tape.

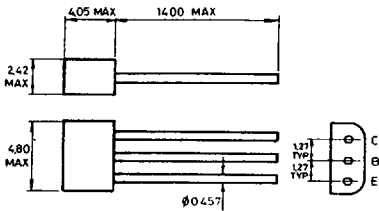
To order E-Line M1 transistors on tape.

- 7" reels - Suffix device type with M1TA
e.g. ZTX651 M1TA
- 13" reels - Suffix device type with M1TC
e.g. ZTX651 M1TC

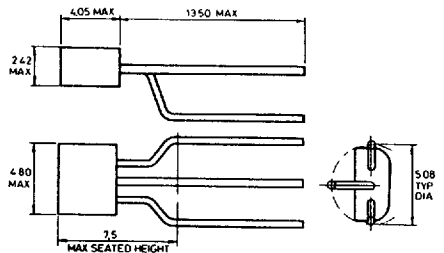


E-LINE (TO-92 STYLE) PACKAGE OUTLINES

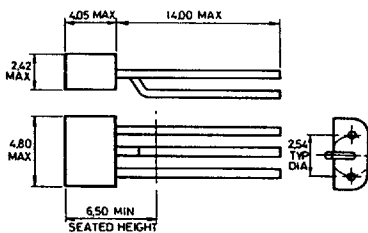
Devices can be ordered with the following lead configurations by adding the indicated suffix to the part number.



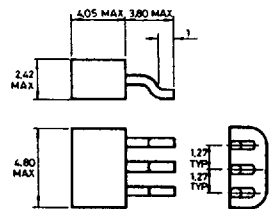
**STANDARD PACKAGE
BS 3934 SO-94**



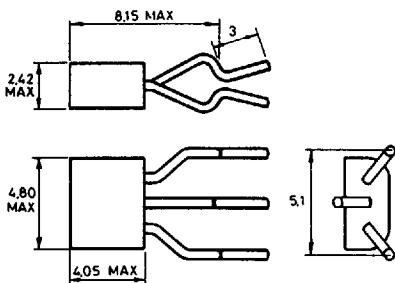
**SUFFIX 'K' LEAD FORMATION
for TO-5 and TO-39 compatibility
BS 3934 SO-95**



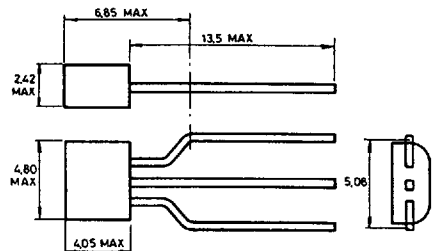
**SUFFIX 'L' LEAD FORMATION
for TO-18 compatibility
BS 3934 SO-97**



**SUFFIX 'M1' LEAD FORMATION
for flat mounting
BS 3934 SO-96**



**SUFFIX 'Q' LEAD FORMATION
(Lockfit)**



SUFFIX 'S' LEAD FORMATION

Dimensions in millimetres

The 'S' type lead formation is pin compatible with the popular TO-202 plastic power transistor.