

SIOV Metal Oxide Varistors

Leaded Varistors (AdvanceD Series)

AdvanceD series, dimensions

Construction

- Round varistor element, leaded
- Coating: epoxy resin, flame-retardant to UL 94 V-0
- Terminals: tinned copper wire

New Features

- New high-energy AdvanceD series E2
- High surge current ratings up to 10 kA
- High energy ratings up to 720 J
- Wide operating voltage range 11 ... 1100 V_{RMS}
- PSpice models

Approvals

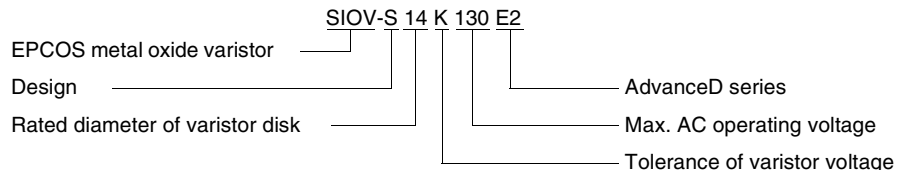
- UL
- CSA (all types \geq K115)
- VDE
- CECC

Taping

- For ordering information [see page 206 ff](#)

Type designation

Detailed description of coding system [on page 39](#)



General technical data

Climatic category	40/85/56	in accordance with IEC 60068-1
LCT	- 40 °C	
UCT	+ 85 °C	
Damp heat, steady state (93 % r.h., 40 °C)	56 days	in accordance with IEC 60068-2-3
Operating temperature	- 40 ... + 85 °C	in accordance with CECC 42 000
Storage temperature	- 40 ... + 125 °C	
Electric strength	$\geq 2,5$ kV _{RMS}	in accordance with CECC 42 000
Insulation resistance	$\geq 1,0$ G Ω	in accordance with CECC 42 000
Response time	< 25 ns	



SIOV Metal Oxide Varistors

Advanced Series

Maximum ratings ($T_A = 85\text{ °C}$)

Type (untaped) SIOV-	Ordering code NEW	V_{RMS} V	V_{DC} V	i_{max} 8/20 μ s A	W_{max} (2 ms) J	P_{max} W
S05K11E2	B72205-S2110-K101	11	14	250	0,4	0,01
S07K11E2	B72207-S2110-K101	11	14	500	0,9	0,02
S10K11E2	B72210-S2110-K101	11	14	1000	2,2	0,05
S14K11E2	B72214-S2110-K101	11	14	2000	4,3	0,10
S20K11E2	B72220-S2110-K101	11	14	3000	12,0	0,20
S05K14E2	B72205-S2140-K101	14	18	250	0,5	0,01
S07K14E2	B72207-S2140-K101	14	18	500	1,1	0,02
S10K14E2	B72210-S2140-K101	14	18	1000	2,6	0,05
S14K14E2	B72214-S2140-K101	14	18	2000	5,3	0,10
S20K14E2	B72220-S2140-K101	14	18	3000	14,0	0,20
S05K17E2	B72205-S2170-K101	17	22	250	0,7	0,01
S07K17E2	B72207-S2170-K101	17	22	500	1,3	0,02
S10K17E2	B72210-S2170-K101	17	22	1000	3,2	0,05
S14K17E2	B72214-S2170-K101	17	22	2000	6,5	0,10
S20K17E2	B72220-S2170-K101	17	22	3000	17,0	0,20
S05K20E2	B72205-S2200-K101	20	26	250	0,8	0,01
S07K20E2	B72207-S2200-K101	20	26	500	1,6	0,02
S10K20E2	B72210-S2200-K101	20	26	1000	4,0	0,05
S14K20E2	B72214-S2200-K101	20	26	2000	7,9	0,10
S20K20E2	B72220-S2200-K101	20	26	3000	21,0	0,32
S05K25E2	B72205-S2250-K101	25	31	250	0,9	0,01
S07K25E2	B72207-S2250-K101	25	31	500	1,9	0,02
S10K25E2	B72210-S2250-K101	25	31	1000	4,7	0,05
S14K25E2	B72214-S2250-K101	25	31	2000	9,4	0,10
S20K25E2	B72220-S2250-K101	25	31	3000	25,0	0,20
S05K30E2	B72205-S2300-K101	30	38	250	1,1	0,01
S07K30E2	B72207-S2300-K101	30	38	500	2,3	0,02
S10K30E2	B72210-S2300-K101	30	38	1000	5,6	0,05
S14K30E2	B72214-S2300-K101	30	38	2000	11,0	0,10
S20K30E2	B72220-S2300-K101	30	38	3000	30,0	0,20
S05K35E2	B72205-S2350-K101	35	45	250	1,3	0,01
S07K35E2	B72207-S2350-K101	35	45	500	2,7	0,02
S10K35E2	B72210-S2350-K101	35	45	1000	6,7	0,05
S14K35E2	B72214-S2350-K101	35	45	2000	13,0	0,10
S20K35E2	B72220-S2350-K101	35	45	3000	36,0	0,20

Note: New ordering codes implemented (refer to chapter Varistor Type Cross-Reference List)


Characteristics ($T_A = 25\text{ }^\circ\text{C}$)

Type (untaped) SIOV-	V_V (1 mA) V	ΔV_V (1 mA) %	Max. clamping voltage		C_{typ} (1 kHz) pF	Derating curve Page	V/I char- acteristic Page
			v V	i A			
S05K11E2	18	± 10	36	1,0	1750	253	278
S07K11E2	18	± 10	36	2,5	2750	254	279
S10K11E2	18	± 10	36	5,0	6250	255	280
S14K11E2	18	± 10	36	10,0	12100	257	281
S20K11E2	18	± 10	36	20,0	23000	259	282
S05K14E2	22	± 10	43	1,0	1450	253	278
S07K14E2	22	± 10	43	2,5	2300	254	279
S10K14E2	22	± 10	43	5,0	5200	255	280
S14K14E2	22	± 10	43	10,0	9950	257	281
S20K14E2	22	± 10	43	20,0	19000	259	282
S05K17E2	27	± 10	53	1,0	1200	253	278
S07K17E2	27	± 10	53	2,5	1900	254	279
S10K17E2	27	± 10	53	5,0	4350	255	280
S14K17E2	27	± 10	53	10,0	8200	257	281
S20K17E2	27	± 10	53	20,0	15600	259	282
S05K20E2	33	± 10	65	1,0	980	253	278
S07K20E2	33	± 10	65	2,5	1600	254	279
S10K20E2	33	± 10	65	5,0	3650	255	280
S14K20E2	33	± 10	65	10,0	6800	257	281
S20K20E2	33	± 10	65	20,0	13000	259	282
S05K25E2	39	± 10	77	1,0	850	253	278
S07K25E2	39	± 10	77	2,5	1400	254	279
S10K25E2	39	± 10	77	5,0	3200	255	280
S14K25E2	39	± 10	77	10,0	5850	257	281
S20K25E2	39	± 10	77	20,0	11100	259	282
S05K30E2	47	± 10	93	1,0	720	253	278
S07K30E2	47	± 10	93	2,5	1200	254	279
S10K30E2	47	± 10	93	5,0	2750	255	280
S14K30E2	47	± 10	93	10,0	4950	257	281
S20K30E2	47	± 10	93	20,0	9350	259	282
S05K35E2	56	± 10	110	1,0	620	253	278
S07K35E2	56	± 10	110	2,5	1050	254	279
S10K35E2	56	± 10	110	5,0	2400	255	280
S14K35E2	56	± 10	110	10,0	4200	257	281
S20K35E2	56	± 10	110	20,0	8000	259	282



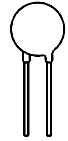
SIOV Metal Oxide Varistors

Advanced Series

Maximum ratings ($T_A = 85\text{ °C}$)

Type (untyped) SIOV-	Ordering code NEW	V_{RMS} V	V_{DC} V	i_{max} 8/20 μs A	W_{max} (2 ms) J	P_{max} W
S05K40E2	B72205-S2400-K101	40	56	250	1,6	0,01
S07K40E2	B72207-S2400-K101	40	56	500	3,3	0,02
S10K40E2	B72210-S2400-K101	40	56	1000	8,2	0,05
S14K40E2	B72214-S2400-K101	40	56	2000	16,0	0,10
S20K40E2	B72220-S2400-K101	40	56	3000	44,0	0,20
S05K50E2	B72205-S2500-K101	50	65	800	2,5	0,10
S07K50E2	B72207-S2500-K101	50	65	1750	5,0	0,25
S10K50E2	B72210-S2500-K101	50	65	3500	10,0	0,40
S14K50E2	B72214-S2500-K101	50	65	6000	20,0	0,60
S20K50E2	B72220-S2500-K101	50	65	10000	40,0	1,00
S05K60E2	B72205-S2600-K101	60	85	800	3,0	0,10
S07K60E2	B72207-S2600-K101	60	85	1750	6,0	0,25
S10K60E2	B72210-S2600-K101	60	85	3500	12,0	0,40
S14K60E2	B72214-S2600-K101	60	85	6000	25,0	0,60
S20K60E2	B72220-S2600-K101	60	85	10000	50,0	1,00
S05K75E2	B72205-S2750-K101	75	100	800	3,5	0,10
S07K75E2	B72207-S2750-K101	75	100	1750	7,0	0,25
S10K75E2	B72210-S2750-K101	75	100	3500	14,5	0,40
S14K75E2	B72214-S2750-K101	75	100	6000	30,0	0,60
S20K75E2	B72220-S2750-K101	75	100	10000	60,0	1,00
S05K95E2	B72205-S2950-K101	95	125	800	4,5	0,10
S07K95E2	B72207-S2950-K101	95	125	1750	9,0	0,25
S10K95E2	B72210-S2950-K101	95	125	3500	18,0	0,40
S14K95E2	B72214-S2950-K101	95	125	6000	37,5	0,60
S20K95E2	B72220-S2950-K101	95	125	10000	75,0	1,00
S05K130E2	B72205-S2131-K101	130	170	800	4,2	0,10
S07K130E2	B72207-S2131-K101	130	170	1750	9,5	0,25
S10K130E2	B72210-S2131-K101	130	170	3500	19,0	0,40
S14K130E2	B72214-S2131-K101	130	170	6000	34,0	0,60
S20K130E2	B72220-S2131-K101	130	170	10000	74,0	1,00
S05K140E2	B72205-S2141-K101	140	180	800	4,5	0,10
S07K140E2	B72207-S2141-K101	140	180	1750	10,0	0,25
S10K140E2	B72210-S2141-K101	140	180	3500	22,0	0,40
S14K140E2	B72214-S2141-K101	140	180	6000	36,0	0,60
S20K140E2	B72220-S2141-K101	140	180	10000	78,0	1,00

Note: New ordering codes implemented (refer to chapter Varistor Type Cross-Reference List)


SIOV Metal Oxide Varistors
Advanced Series
Characteristics ($T_A = 25\text{ }^\circ\text{C}$)

Type (untaped) SIOV-	V_V (1 mA) V	ΔV_V (1 mA) %	Max. clamping voltage		C_{typ} (1 kHz) pF	Derating curve Page	V/I char- acteristic Page
			v V	i A			
S05K40E2	68	± 10	135	1,0	520	253	278
S07K40E2	68	± 10	135	2,5	900	254	279
S10K40E2	68	± 10	135	5,0	2100	255	280
S14K40E2	68	± 10	135	10,0	3550	257	281
S20K40E2	68	± 10	135	20,0	6750	259	282
S05K50E2	82	± 10	135	5,0	300	254	278
S07K50E2	82	± 10	135	10,0	530	255	279
S10K50E2	82	± 10	135	25,0	950	256	280
S14K50E2	82	± 10	135	50,0	1800	257	281
S20K50E2	82	± 10	135	100,0	3800	259	282
S05K60E2	100	± 10	165	5,0	250	254	278
S07K60E2	100	± 10	165	10,0	480	255	279
S10K60E2	100	± 10	165	25,0	870	256	280
S14K60E2	100	± 10	165	50,0	1650	257	281
S20K60E2	100	± 10	165	100,0	3600	259	282
S05K75E2	120	± 10	200	5,0	210	254	278
S07K75E2	120	± 10	200	10,0	430	255	279
S10K75E2	120	± 10	200	25,0	720	256	280
S14K75E2	120	± 10	200	50,0	1370	257	281
S20K75E2	120	± 10	200	100,0	2900	259	282
S05K95E2	150	± 10	250	5,0	135	254	278
S07K95E2	150	± 10	250	10,0	260	255	279
S10K95E2	150	± 10	250	25,0	530	256	280
S14K95E2	150	± 10	250	50,0	870	257	281
S20K95E2	150	± 10	250	100,0	1830	259	282
S05K130E2	200	± 10	340	5,0	100	254	278
S07K130E2	200	± 10	340	10,0	200	255	279
S10K130E2	200	± 10	340	25,0	400	256	280
S14K130E2	200	± 10	340	50,0	650	257	281
S20K130E2	200	± 10	340	100,0	1340	259	282
S05K140E2	220	± 10	360	5,0	95	254	278
S07K140E2	220	± 10	360	10,0	180	255	279
S10K140E2	220	± 10	360	25,0	370	256	280
S14K140E2	220	± 10	360	50,0	610	257	281
S20K140E2	220	± 10	360	100,0	1240	259	282



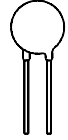
SIOV Metal Oxide Varistors

Advanced Series

Maximum ratings ($T_A = 85\text{ °C}$)

Type (untaped) SIOV-	Ordering code NEW	V_{RMS} V	V_{DC} V	i_{max} 8/20 μ s A	W_{max} (2 ms) J	P_{max} W
S05K150E2	B72205-S2151-K101	150	200	800	7,5	0,10
S07K150E2	B72207-S2151-K101	150	200	1750	15,0	0,25
S10K150E2	B72210-S2151-K101	150	200	3500	30,0	0,40
S14K150E2	B72214-S2151-K101	150	200	6000	60,0	0,60
S20K150E2	B72220-S2151-K101	150	200	10000	120,0	1,00
S05K175E2	B72205-S2171-K101	175	225	800	8,0	0,10
S07K175E2	B72207-S2171-K101	175	225	1750	17,0	0,25
S10K175E2	B72210-S2171-K101	175	225	3500	35,0	0,40
S14K175E2	B72214-S2171-K101	175	225	6000	70,0	0,60
S20K175E2	B72220-S2171-K101	175	225	10000	135,0	1,00
S05K210E2	B72205-S2211-K101	210	270	800	9,5	0,10
S07K210E2	B72207-S2211-K101	210	270	1750	20,0	0,25
S10K210E2	B72210-S2211-K101	210	270	3500	42,0	0,40
S14K210E2	B72214-S2211-K101	210	270	6000	80,0	0,60
S20K210E2	B72220-S2211-K101	210	270	10000	160,0	1,00
S05K230E2	B72205-S2230-K101	230	300	800	11,0	0,10
S07K230E2	B72207-S2230-K101	230	300	1750	23,0	0,25
S10K230E2	B72210-S2230-K101	230	300	3500	45,0	0,40
S14K230E2	B72214-S2230-K101	230	300	6000	90,0	0,60
S20K230E2	B72220-S2230-K101	230	300	10000	180,0	1,00
S05K250E2	B72205-S2251-K101	250	320	800	12,0	0,10
S07K250E2	B72207-S2251-K101	250	320	1750	25,0	0,25
S10K250E2	B72210-S2251-K101	250	320	3500	50,0	0,40
S14K250E2	B72214-S2251-K101	250	320	6000	100,0	0,60
S20K250E2	B72220-S2251-K101	250	320	10000	195,0	1,00
S05K275E2	B72205-S2271-K101	275	350	800	13,5	0,10
S07K275E2	B72207-S2271-K101	275	350	1750	27,5	0,25
S10K275E2	B72210-S2271-K101	275	350	3500	55,0	0,40
S14K275E2	B72214-S2271-K101	275	350	6000	110,0	0,60
S20K275E2	B72220-S2271-K101	275	350	10000	215,0	1,00
S05K300E2	B72205-S2301-K101	300	385	800	15,0	0,10
S07K300E2	B72207-S2301-K101	300	385	1750	30,0	0,25
S10K300E2	B72210-S2301-K101	300	385	3500	60,0	0,40
S14K300E2	B72214-S2301-K101	300	385	6000	125,0	0,60
S20K300E2	B72220-S2301-K101	300	385	10000	250,0	1,00

Note: New ordering codes implemented (refer to chapter Varistor Type Cross-Reference List)


SIOV Metal Oxide Varistors
Advanced Series
Characteristics ($T_A = 25\text{ }^\circ\text{C}$)

Type (untaped) SIOV-	V_V (1 mA) V	ΔV_V (1 mA) %	Max. clamping voltage		C_{typ} (1 kHz) pF	Derating curve Page	V/I char- acteristic Page
			v V	i A			
S05K150E2	240	± 10	395	5,0	90	254	278
S07K150E2	240	± 10	395	10,0	170	255	279
S10K150E2	240	± 10	395	25,0	350	256	280
S14K150E2	240	± 10	395	50,0	570	257	281
S20K150E2	240	± 10	395	100,0	1160	259	282
S05K175E2	270	± 10	455	5,0	75	254	278
S07K175E2	270	± 10	455	10,0	150	255	279
S10K175E2	270	± 10	455	25,0	300	256	280
S14K175E2	270	± 10	455	50,0	490	257	281
S20K175E2	270	± 10	455	100,0	1000	259	282
S05K210E2	330	± 10	545	5,0	65	254	278
S07K210E2	330	± 10	545	10,0	125	255	279
S10K210E2	330	± 10	545	25,0	250	256	280
S14K210E2	330	± 10	545	50,0	410	257	281
S20K210E2	330	± 10	545	100,0	835	259	282
S05K230E2	360	± 10	595	5,0	60	254	278
S07K230E2	360	± 10	595	10,0	115	255	279
S10K230E2	360	± 10	595	25,0	230	256	280
S14K230E2	360	± 10	595	50,0	380	257	281
S20K230E2	360	± 10	595	100,0	760	259	282
S05K250E2	390	± 10	650	5,0	55	254	278
S07K250E2	390	± 10	650	10,0	105	255	279
S10K250E2	390	± 10	650	25,0	215	256	280
S14K250E2	390	± 10	650	50,0	350	257	281
S20K250E2	390	± 10	650	100,0	700	259	282
S05K275E2	430	± 10	710	5,0	50	254	278
S07K275E2	430	± 10	710	10,0	95	255	279
S10K275E2	430	± 10	710	25,0	195	256	280
S14K275E2	430	± 10	710	50,0	320	257	281
S20K275E2	430	± 10	710	100,0	630	259	282
S05K300E2	470	± 10	775	5,0	45	254	278
S07K300E2	470	± 10	775	10,0	90	255	279
S10K300E2	470	± 10	775	25,0	180	256	280
S14K300E2	470	± 10	775	50,0	300	257	281
S20K300E2	470	± 10	775	100,0	580	259	282

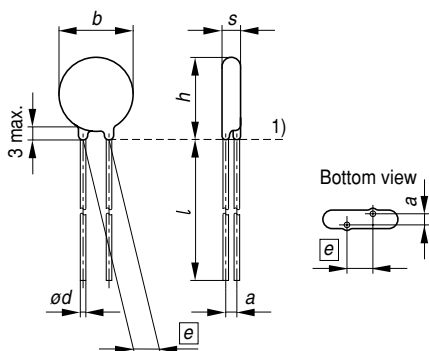

SIOV Metal Oxide Varistors
Advanced Series
Maximum ratings ($T_A = 85\text{ }^\circ\text{C}$)

Type (untaped)	Ordering code	V_{RMS}	V_{DC}	i_{max} 8/20 μs	W_{max} (2 ms)	P_{max}
SIOV-	NEW	V	V	A	J	W
S07K320E2	B72207-S2321-K101	320	420	1750	32,0	0,25
S10K320E2	B72210-S2321-K101	320	420	3500	67,0	0,40
S14K320E2	B72214-S2321-K101	320	420	6000	136,0	0,60
S20K320E2	B72220-S2321-K101	320	420	10000	273,0	1,00
S10K385E2	B72210-S2381-K101	385	505	3500	67,0	0,40
S14K385E2	B72214-S2381-K101	385	505	5000	136,0	0,60
S20K385E2	B72220-S2381-K101	385	505	10000	273,0	1,00
S10K420E2	B72210-S2421-K101	420	560	3500	67,0	0,40
S14K420E2	B72214-S2421-K101	420	560	5000	136,0	0,60
S20K420E2	B72220-S2421-K101	420	560	10000	273,0	1,00
S10K460E2	B72210-S2461-K101	460	615	3500	70,0	0,40
S14K460E2	B72214-S2461-K101	460	615	5000	150,0	0,60
S20K460E2	B72220-S2461-K101	460	615	10000	300,0	1,00
S10K510E2	B72210-S2511-K101	510	670	3500	80,0	0,40
S14K510E2	B72214-S2511-K101	510	670	5000	165,0	0,60
S20K510E2	B72220-S2511-K101	510	670	10000	325,0	1,00
S10K550E2	B72210-S2551-K101	550	745	3500	90,0	0,40
S14K550E2	B72214-S2551-K101	550	745	5000	180,0	0,60
S20K550E2	B72220-S2551-K101	550	745	10000	360,0	1,00
S10K625E2	B72210-S2621-K101	625	825	3500	100,0	0,40
S14K625E2	B72214-S2621-K101	625	825	5000	200,0	0,60
S20K625E2	B72220-S2621-K101	625	825	10000	400,0	1,00
S10K680E2	B72210-S2681-K101	680	895	3500	110,0	0,40
S14K680E2	B72214-S2681-K101	680	895	5000	220,0	0,60
S20K680E2	B72220-S2681-K101	680	895	10000	440,0	1,00
S14K1000E2	B72214-S2102-K101	1000	1465	5000	360,0	0,60
S20K1000E2	B72220-S2102-K101	1000	1465	10000	720,0	1,00

Note: New ordering codes implemented (refer to chapter Varistor Type Cross-Reference List)


Characteristics ($T_A = 25\text{ }^\circ\text{C}$)

Type (untaped) SIOV-	V_V (1 mA) V	ΔV_V (1 mA) %	Max. clamping voltage		C_{typ} (1 kHz) pF	Derating curve Page	V/I char- acteristic Page
			v V	i A			
S07K320E2	510	± 10	845	10,0	85	255	279
S10K320E2	510	± 10	845	25,0	170	256	280
S14K320E2	510	± 10	845	50,0	280	257	281
S20K320E2	510	± 10	845	100,0	540	259	282
S10K385E2	620	± 10	1025	25,0	150	256	280
S14K385E2	620	± 10	1025	50,0	240	258	281
S20K385E2	620	± 10	1025	100,0	450	260	282
S10K420E2	680	± 10	1120	25,0	135	256	280
S14K420E2	680	± 10	1120	50,0	220	258	281
S20K420E2	680	± 10	1120	100,0	420	260	282
S10K460E2	750	± 10	1240	25,0	120	256	280
S14K460E2	750	± 10	1240	50,0	200	258	281
S20K460E2	750	± 10	1240	100,0	380	260	282
S10K510E2	820	± 10	1355	25,0	110	256	280
S14K510E2	820	± 10	1355	50,0	180	258	281
S20K510E2	820	± 10	1355	100,0	340	260	282
S10K550E2	910	± 10	1500	25,0	105	256	280
S14K550E2	910	± 10	1500	50,0	170	258	281
S20K550E2	910	± 10	1500	100,0	320	260	282
S10K625E2	1000	± 10	1650	25,0	90	256	280
S14K625E2	1000	± 10	1650	50,0	150	258	281
S20K625E2	1000	± 10	1650	100,0	280	260	282
S10K680E2	1100	± 10	1815	25,0	85	256	280
S14K680E2	1100	± 10	1815	50,0	140	258	281
S20K680E2	1100	± 10	1815	100,0	250	260	282
S14K1000E2	1800	± 10	2970	50,0	100	258	281
S20K1000E2	1800	± 10	2970	100,0	170	260	282

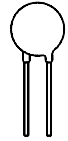


1) Seating plane according to IEC 60717

VAR0408-C

Dimensions

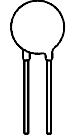
Type	$e \pm 1$ mm	$a \pm 1$ mm	b_{max} mm	s_{max} mm	h_{max} mm	l_{min} mm	$d \pm 0,05$ mm
SIOV-S05K11E2	5,0	1,2	7,0	3,5	8,5	30,0	0,6
SIOV-S07K11E2	5,0	1,2	9,0	3,5	11,0	30,0	0,6
SIOV-S10K11E2	7,5	1,4	12,0	4,1	14,5	30,0	0,8
SIOV-S14K11E2	7,5	1,4	15,5	4,1	18,5	30,0	0,8
SIOV-S20K11E2	10,0	1,5	21,5	4,5	25,5	30,0	1,0
SIOV-S05K14E2	5,0	1,3	7,0	3,6	8,5	30,0	0,6
SIOV-S07K14E2	5,0	1,3	9,0	3,6	11,0	30,0	0,6
SIOV-S10K14E2	7,5	1,5	12,0	4,2	14,5	30,0	0,8
SIOV-S14K14E2	7,5	1,5	15,5	4,2	18,5	30,0	0,8
SIOV-S20K14E2	10,0	1,6	21,5	4,6	25,5	30,0	1,0
SIOV-S05K17E2	5,0	1,4	7,0	3,7	8,5	30,0	0,6
SIOV-S07K17E2	5,0	1,4	9,0	3,7	11,0	30,0	0,6
SIOV-S10K17E2	7,5	1,6	12,0	4,4	14,5	30,0	0,8
SIOV-S14K17E2	7,5	1,7	15,5	4,4	18,5	30,0	0,8
SIOV-S20K17E2	10,0	1,8	21,5	4,8	25,5	30,0	1,0
SIOV-S05K20E2	5,0	1,2	7,0	3,9	8,5	30,0	0,6
SIOV-S07K20E2	5,0	1,2	9,0	3,9	11,0	30,0	0,6
SIOV-S10K20E2	7,5	1,8	12,0	4,5	14,5	30,0	0,8
SIOV-S14K20E2	7,5	1,9	15,5	4,6	18,5	30,0	0,8
SIOV-S20K20E2	10,0	2,1	21,5	5,1	25,5	30,0	1,0


SIOV Metal Oxide Varistors
Advanced Series
Dimensions

Type	$e \pm 1$ mm	$a \pm 1$ mm	b_{\max} mm	s_{\max} mm	h_{\max} mm	l_{\min} mm	$d \pm 0,05$ mm
SIOV-S05K25E2	5,0	1,3	7,0	3,6	8,5	30,0	0,6
SIOV-S07K25E2	5,0	1,3	9,0	3,7	11,0	30,0	0,6
SIOV-S10K25E2	7,5	1,6	12,0	4,3	14,5	30,0	0,8
SIOV-S14K25E2	7,5	1,7	15,5	4,4	18,5	30,0	0,8
SIOV-S20K25E2	10,0	1,8	21,5	4,8	25,5	30,0	1,0
SIOV-S05K30E2	5,0	1,5	7,0	3,8	8,5	30,0	0,6
SIOV-S07K30E2	5,0	1,5	9,0	3,8	11,0	30,0	0,6
SIOV-S10K30E2	7,5	1,7	12,0	4,4	14,5	30,0	0,8
SIOV-S14K30E2	7,5	1,8	15,5	4,5	18,5	30,0	0,8
SIOV-S20K30E2	10,0	2,0	21,5	5,0	25,5	30,0	1,0
SIOV-S05K35E2	5,0	1,6	7,0	3,9	8,5	30,0	0,6
SIOV-S07K35E2	5,0	1,6	9,0	3,9	11,0	30,0	0,6
SIOV-S10K35E2	7,5	1,8	12,0	4,5	14,5	30,0	0,8
SIOV-S14K35E2	7,5	2,0	15,5	4,7	18,5	30,0	0,8
SIOV-S20K35E2	10,0	2,2	21,5	5,2	25,5	30,0	1,0
SIOV-S05K40E2	5,0	1,8	7,0	4,1	8,5	30,0	0,6
SIOV-S07K40E2	5,0	1,8	9,0	4,1	11,0	30,0	0,6
SIOV-S10K40E2	7,5	2,1	12,0	4,8	14,5	30,0	0,8
SIOV-S14K40E2	7,5	2,2	15,5	4,9	18,5	30,0	0,8
SIOV-S20K40E2	10,0	2,4	21,5	5,4	25,5	30,0	1,0
SIOV-S05K50E2	5,0	1,2	7,0	3,5	8,5	30,0	0,6
SIOV-S07K50E2	5,0	1,2	9,0	3,5	11,0	30,0	0,6
SIOV-S10K50E2	7,5	1,4	12,0	4,1	14,5	30,0	0,8
SIOV-S14K50E2	7,5	1,4	15,5	4,1	18,5	30,0	0,8
SIOV-S20K50E2	10,0	1,5	21,5	4,5	25,5	30,0	1,0
SIOV-S05K60E2	5,0	1,2	7,0	3,5	8,5	30,0	0,6
SIOV-S07K60E2	5,0	1,2	9,0	3,5	11,0	30,0	0,6
SIOV-S10K60E2	7,5	1,4	12,0	4,1	14,5	30,0	0,8
SIOV-S14K60E2	7,5	1,5	15,5	4,2	18,5	30,0	0,8
SIOV-S20K60E2	10,0	1,6	21,5	4,6	25,5	30,0	1,0
SIOV-S05K75E2	5,0	1,3	7,0	3,6	8,5	30,0	0,6
SIOV-S07K75E2	5,0	1,3	9,0	3,6	11,0	30,0	0,6
SIOV-S10K75E2	7,5	1,5	12,0	4,2	14,5	30,0	0,8
SIOV-S14K75E2	7,5	1,5	15,5	4,2	18,5	30,0	0,8
SIOV-S20K75E2	10,0	1,6	21,5	4,6	25,5	30,0	1,0


Dimensions

Type	$e \pm 1$ mm	$a \pm 1$ mm	b_{\max} mm	s_{\max} mm	h_{\max} mm	l_{\min} mm	$d \pm 0,05$ mm
SIOV-S05K95E2	5,0	1,3	7,0	3,6	8,5	30,0	0,6
SIOV-S07K95E2	5,0	1,3	9,0	3,6	11,0	30,0	0,6
SIOV-S10K95E2	7,5	1,5	12,0	4,2	14,5	30,0	0,8
SIOV-S14K95E2	7,5	1,5	15,5	4,2	18,5	30,0	0,8
SIOV-S20K95E2	10,0	1,6	21,5	4,6	25,5	30,0	1,0
SIOV-S05K130E2	5,0	1,6	7,0	3,9	8,5	30,0	0,6
SIOV-S07K130E2	5,0	1,6	9,0	3,9	11,0	30,0	0,6
SIOV-S10K130E2	7,5	1,8	12,0	4,5	14,5	30,0	0,8
SIOV-S14K130E2	7,5	1,9	15,5	4,6	18,5	30,0	0,8
SIOV-S20K130E2	10,0	2,0	21,5	5,0	25,5	30,0	1,0
SIOV-S05K140E2	5,0	1,7	7,0	4,0	8,5	30,0	0,6
SIOV-S07K140E2	5,0	1,7	9,0	4,0	11,0	30,0	0,6
SIOV-S10K140E2	7,5	1,9	12,0	4,6	14,5	30,0	0,8
SIOV-S14K140E2	7,5	2,0	15,5	4,7	18,5	30,0	0,8
SIOV-S20K140E2	10,0	2,1	21,5	5,1	25,5	30,0	1,0
SIOV-S05K150E2	5,0	1,8	7,0	4,1	8,5	30,0	0,6
SIOV-S07K150E2	5,0	1,8	9,0	4,1	11,0	30,0	0,6
SIOV-S10K150E2	7,5	2,0	12,0	4,7	14,5	30,0	0,8
SIOV-S14K150E2	7,5	2,1	15,5	4,8	18,5	30,0	0,8
SIOV-S20K150E2	10,0	2,2	21,5	5,2	25,5	30,0	1,0
SIOV-S05K175E2	5,0	2,0	7,0	4,3	8,5	30,0	0,6
SIOV-S07K175E2	5,0	2,0	9,0	4,3	11,0	30,0	0,6
SIOV-S10K175E2	7,5	2,2	12,0	4,9	14,5	30,0	0,8
SIOV-S14K175E2	7,5	2,2	15,5	4,9	18,5	30,0	0,8
SIOV-S20K175E2	10,0	2,3	21,5	5,3	25,5	30,0	1,0
SIOV-S05K210E2	5,0	1,7	7,0	4,2	8,5	30,0	0,6
SIOV-S07K210E2	5,0	1,7	9,0	4,2	11,0	30,0	0,6
SIOV-S10K210E2	7,5	1,9	12,0	5,0	14,5	30,0	0,8
SIOV-S14K210E2	7,5	1,9	15,5	5,0	18,5	30,0	0,8
SIOV-S20K210E2	10,0	2,2	21,5	5,4	25,5	30,0	1,0
SIOV-S05K230E2	5,0	1,8	7,0	4,4	8,5	30,0	0,6
SIOV-S07K230E2	5,0	1,8	9,0	4,4	11,0	30,0	0,6
SIOV-S10K230E2	7,5	2,0	12,0	5,0	14,5	30,0	0,8
SIOV-S14K230E2	7,5	2,0	15,5	5,1	18,5	30,0	0,8
SIOV-S20K230E2	10,0	2,3	21,5	5,5	25,5	30,0	1,0


SIOV Metal Oxide Varistors
AdvanceD Series
Dimensions

Type	$e \pm 1$ mm	$a \pm 1$ mm	b_{\max} mm	s_{\max} mm	h_{\max} mm	l_{\min} mm	$d \pm 0,05$ mm
SIOV-S05K250E2	5,0	1,9	7,0	4,5	8,5	30,0	0,6
SIOV-S07K250E2	5,0	1,9	9,0	4,5	11,0	30,0	0,6
SIOV-S10K250E2	7,5	2,1	12,0	5,2	14,5	30,0	0,8
SIOV-S14K250E2	7,5	2,1	15,5	5,2	18,5	30,0	0,8
SIOV-S20K250E2	10,0	2,4	21,5	5,7	25,5	30,0	1,0
SIOV-S05K275E2	5,0	2,0	7,0	4,6	8,5	30,0	0,6
SIOV-S07K275E2	5,0	2,0	9,0	4,6	11,0	30,0	0,6
SIOV-S10K275E2	7,5	2,2	12,0	5,4	14,5	30,0	0,8
SIOV-S14K275E2	7,5	2,2	15,5	5,4	18,5	30,0	0,8
SIOV-S20K275E2	10,0	2,6	21,5	5,8	25,5	30,0	1,0
SIOV-S05K300E2	5,0	2,1	7,0	4,7	8,5	30,0	0,6
SIOV-S07K300E2	5,0	2,1	9,0	4,7	11,0	30,0	0,6
SIOV-S10K300E2	7,5	2,3	12,0	5,6	14,5	30,0	0,8
SIOV-S14K300E2	7,5	2,3	15,5	5,6	18,5	30,0	0,8
SIOV-S20K300E2	10,0	2,8	21,5	6,1	25,5	30,0	1,0
SIOV-S07K320E2	5,0	2,3	9,0	4,6	11,0	30,0	0,6
SIOV-S10K320E2	7,5	2,4	12,0	5,8	15,0	30,0	0,8
SIOV-S14K320E2	7,5	2,4	15,5	5,8	19,0	30,0	0,8
SIOV-S20K320E2	10,0	2,9	21,5	6,2	25,5	30,0	1,0
SIOV-S10K385E2	7,5	3,3	12,0	7,1	15,0	30,0	0,8
SIOV-S14K385E2	7,5	3,4	15,5	7,1	19,0	30,0	0,8
SIOV-S20K385E2	10,0	3,9	21,5	7,6	26,0	30,0	1,0
SIOV-S10K420E2	7,5	3,5	12,0	7,4	15,0	30,0	0,8
SIOV-S14K420E2	7,5	3,6	15,5	7,5	19,0	30,0	0,8
SIOV-S20K420E2	10,0	4,2	21,5	7,9	26,0	30,0	1,0
SIOV-S10K460E2	7,5	3,7	12,0	7,7	15,0	30,0	0,8
SIOV-S14K460E2	7,5	3,8	15,5	7,8	19,0	30,0	0,8
SIOV-S20K460E2	10,0	4,5	21,5	8,2	26,0	30,0	1,0
SIOV-S10K510E2	7,5	4,0	12,0	8,0	15,0	30,0	0,8
SIOV-S14K510E2	7,5	4,0	15,5	8,1	19,0	30,0	0,8
SIOV-S20K510E2	10,0	4,6	21,5	8,6	26,0	30,0	1,0
SIOV-S10K550E2	7,5	4,3	12,0	8,4	15,0	30,0	0,8
SIOV-S14K550E2	7,5	4,3	15,5	8,5	19,0	30,0	0,8
SIOV-S20K550E2	10,0	4,8	21,5	9,0	26,0	30,0	1,0


Dimensions

Type	$e \pm 1$ mm	$a \pm 1$ mm	b_{\max} mm	s_{\max} mm	h_{\max} mm	l_{\min} mm	$d \pm 0,05$ mm
SIOV-S10K625E2	7,5	4,0	12,0	8,8	15,0	30,0	0,8
SIOV-S14K625E2	7,5	4,0	15,5	8,9	19,0	30,0	0,8
SIOV-S20K625E2	10,0	4,2	21,5	9,4	26,0	30,0	1,0
SIOV-S10K680E2	7,5	4,4	12,0	9,3	15,0	30,0	0,8
SIOV-S14K680E2	7,5	4,4	15,5	9,4	19,0	30,0	0,8
SIOV-S20K680E2	10,0	4,5	21,5	9,9	26,0	30,0	1,0
SIOV-S14K1000E2	7,5	7,2	15,5	12,8	20,5	30,0	0,8
SIOV-S20K1000E2	10,0	7,4	21,5	13,4	28,5	30,0	1,0

Weight

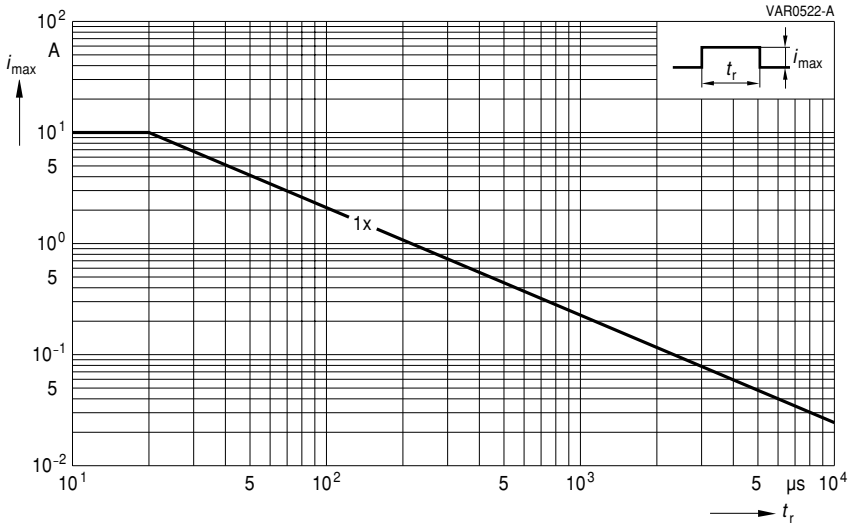
Size	approx.	
S05K11 ... 300E2	0,3 ... 0,5 g	The weight of varistors in between these voltage classes can be interpolated.
S07K11 ... 320E2	0,4 ... 0,8 g	
S10K11 ... 680E2	1,0 ... 3,0 g	
S14K11 ... 1000E2	1,4 ... 7,6 g	
S20K11 ... 1000E2	2,7 ... 15,7 g	

SIOV Metal Oxide Varistors

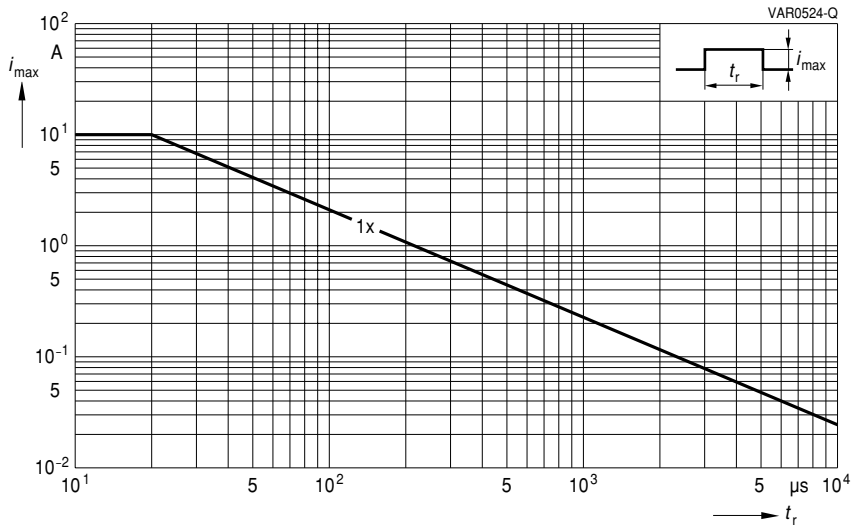
Derating Curves

Maximum surge current

$i_{\max} = f(t_r, \text{pulse train})$ – for explanation of the derating curves refer to section 1.8.1)



SIOV-CT/CN0402L14G(K2)
SIOV-CT/CN0603K17LCG



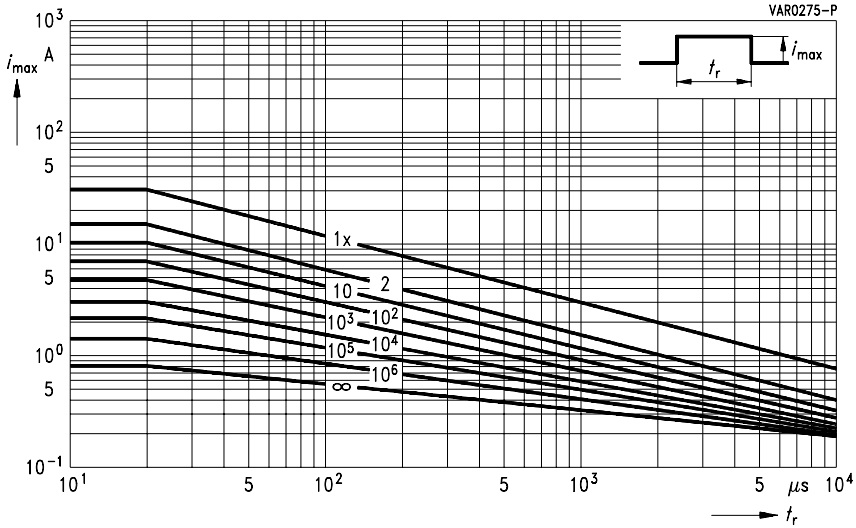
SIOV-CA05P4S17ALCGK2
SIOV-CA04P2S17ALCGK2

SIOV Metal Oxide Varistors

Derating Curves

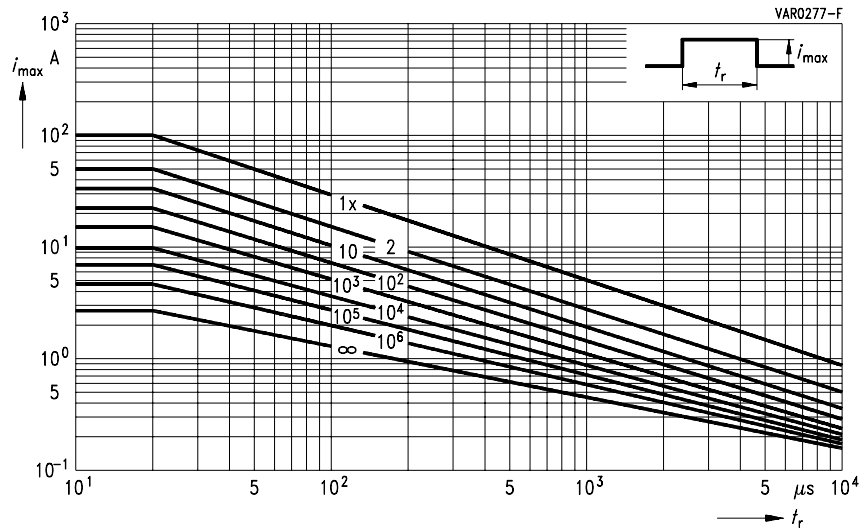
Maximum surge current

$i_{\max} = f(t_r, \text{pulse train})$ – for explanation of the derating curves refer to section 1.8.1)



SIOV-CT/CN0603M4G ... K25G
SIOV-CT/CN0603S14BAUTOG

SIOV-CT/CN0805K17LCG
SIOV-CA06P4M7GK2 ... S17ALCGK2



SIOV-CT/CN0805M4G

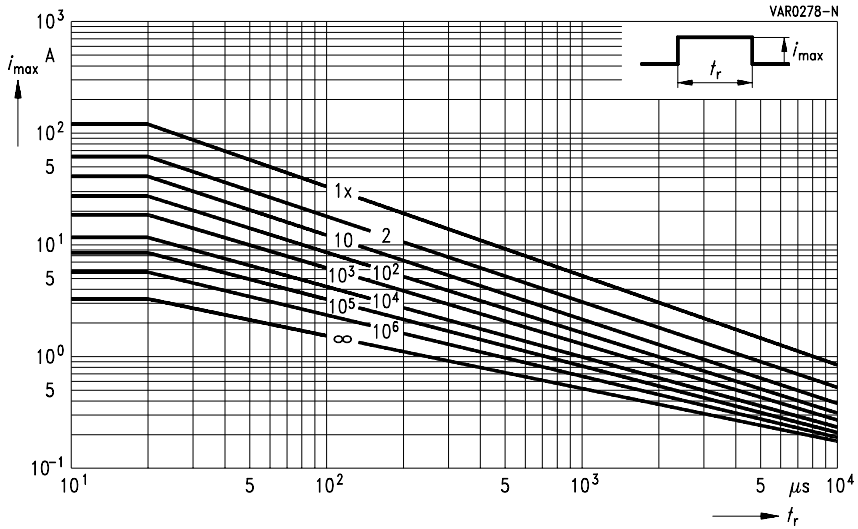
SIOV-CT/CN1206K35G ... K60G

SIOV Metal Oxide Varistors

Derating Curves

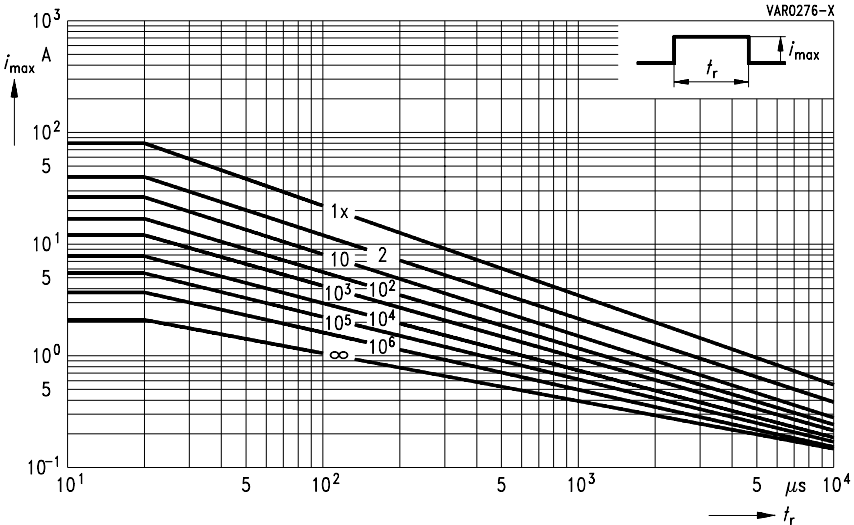
Maximum surge current

$i_{\max} = f(t_r, \text{ pulse train } - \text{ for explanation of the derating curves refer to section 1.8.1})$



SIOV-CT/CN0805M6G ... K17G
SIOV-CT/CN0805S14BAUTOG

SIOV-CT/CN0805M6CCG



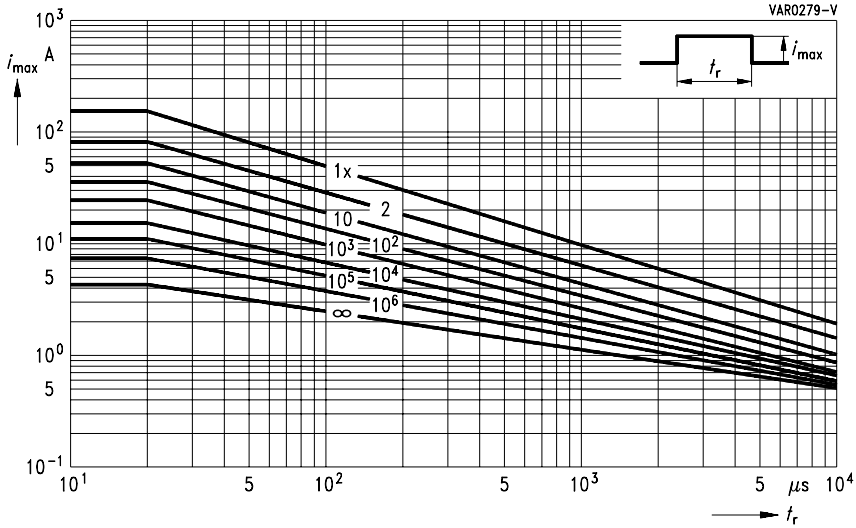
SIOV-CT/CN0805K20G ... K30G

SIOV Metal Oxide Varistors

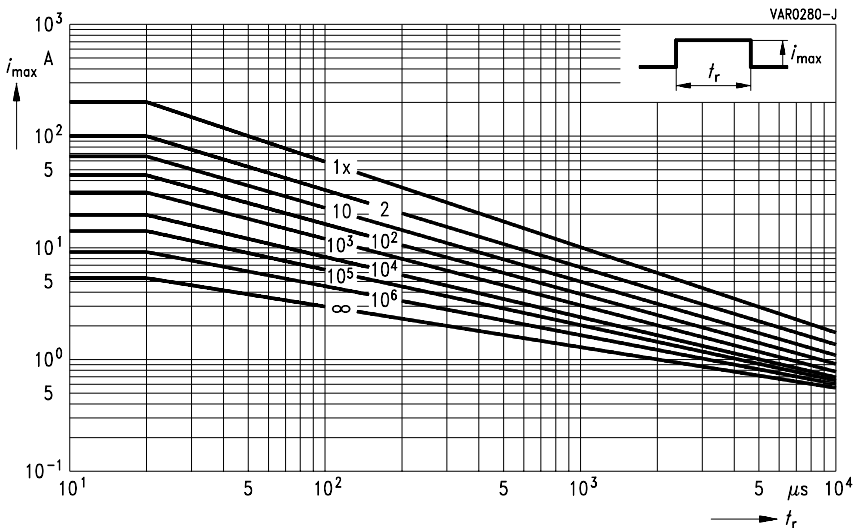
Derating Curves

Maximum surge current

$i_{max} = f(t_r, \text{pulse train})$ – for explanation of the derating curves refer to section 1.8.1)



SIOV-CT/CN1206M4G



SIOV-CT/CN1206M6G ... K30G

SIOV-CT/CN1206S14BAUTOG

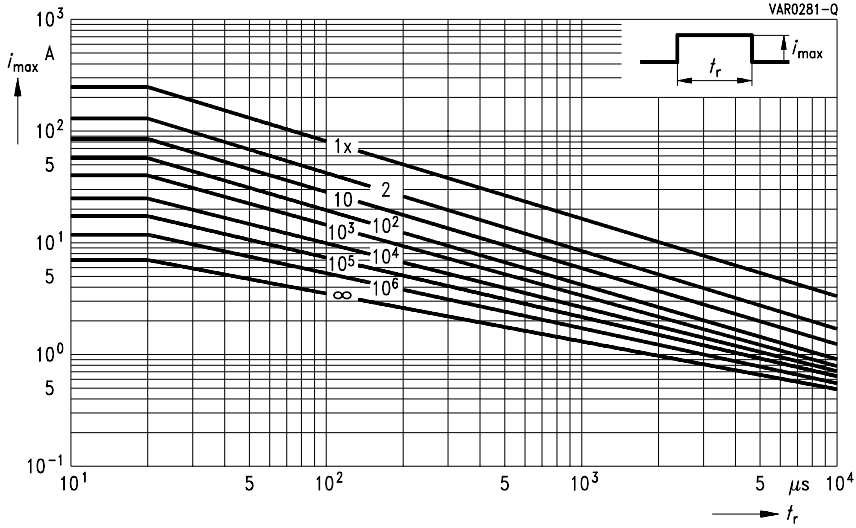
SIOV-CT/CN1210K50G ... K60G

SIOV Metal Oxide Varistors

Derating Curves

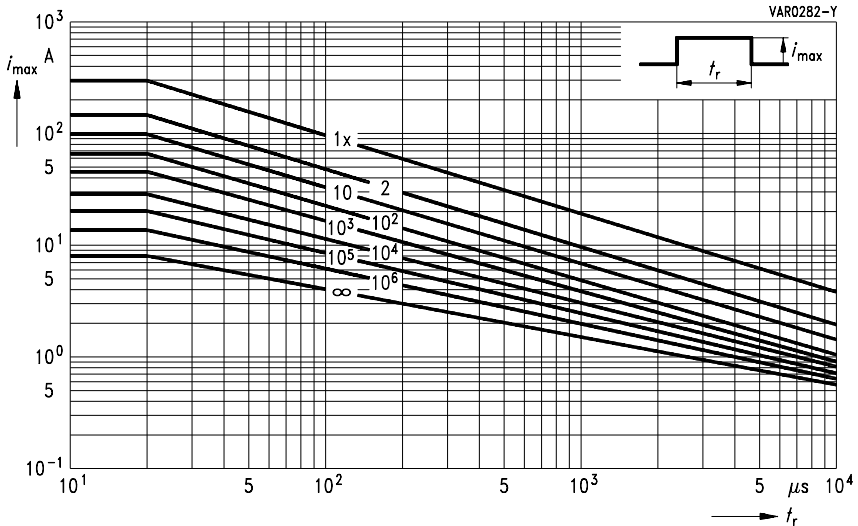
Maximum surge current

$i_{max} = f(t_r, \text{pulse train})$ – for explanation of the derating curves refer to section 1.8.1)



SIOV-CT/CN1210M4G

SIOV-CT/CN1210K35G ... K40G



SIOV-CT/CN1210M6G

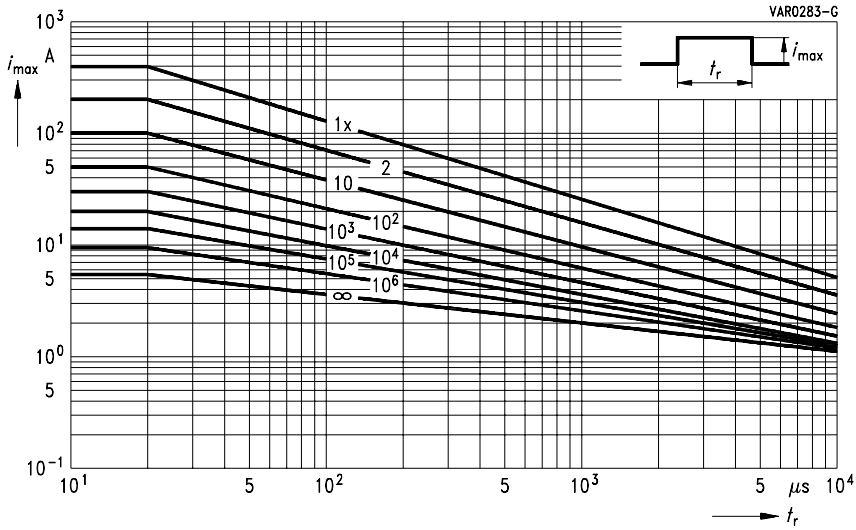
SIOV-CT/CN1210K25G ... K30G

SIOV Metal Oxide Varistors

Derating Curves

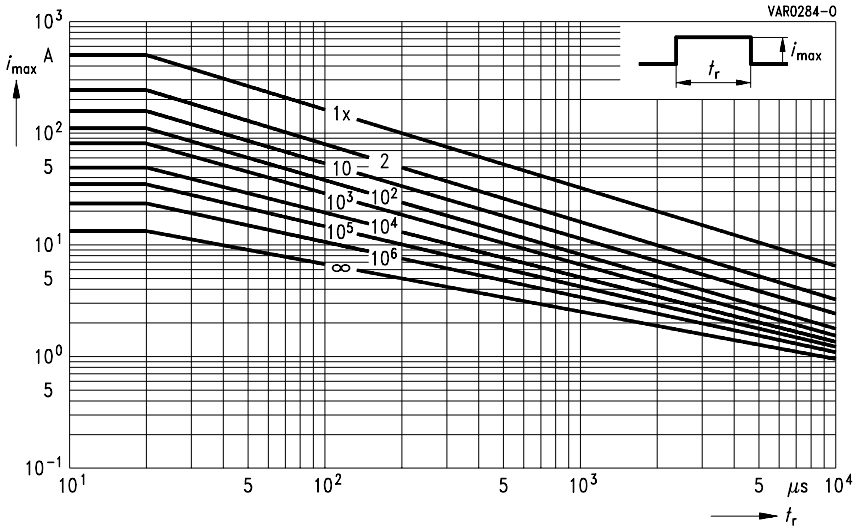
Maximum surge current

$i_{max} = f(t_r, \text{pulse train})$ – for explanation of the derating curves refer to section 1.8.1)



SIOV-CT/CN1210L8G ... K20G
SIOV-CT/CN1812K50G ... K60G

SIOV-CT/CN1210S14BAUTOG



SIOV-CT/CN1812M4G ... M6G

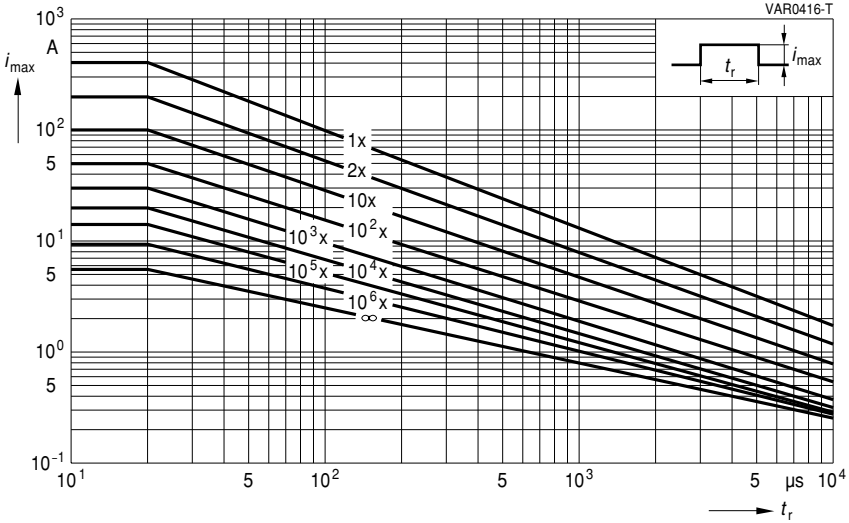
SIOV-CT/CN1812K35G ... K40G

SIOV Metal Oxide Varistors

Derating Curves

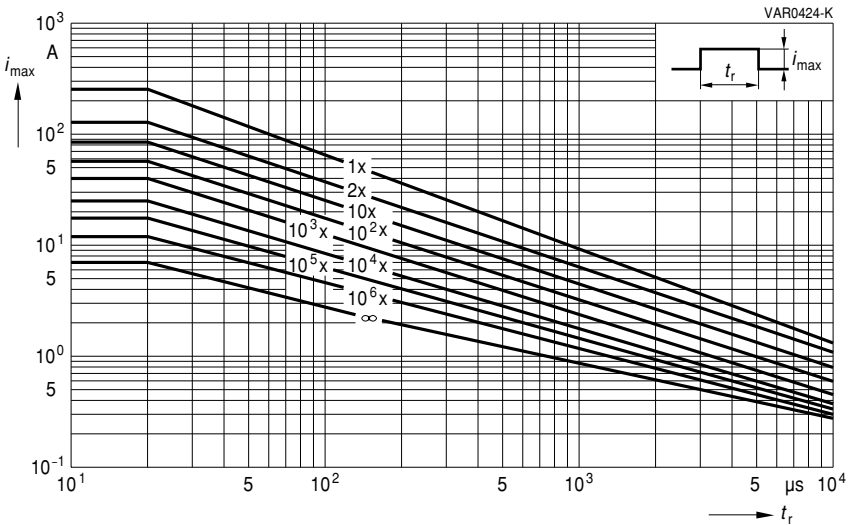
Maximum surge current

$i_{\max} = f(t_r, \text{pulse train})$ – for explanation of the derating curves refer to section 1.8.1)



SIOV-CT/CN1812S60AG2

SIOV-CT/CN1812K75TELEG2



SIOV-CT/CN1812S95AG2

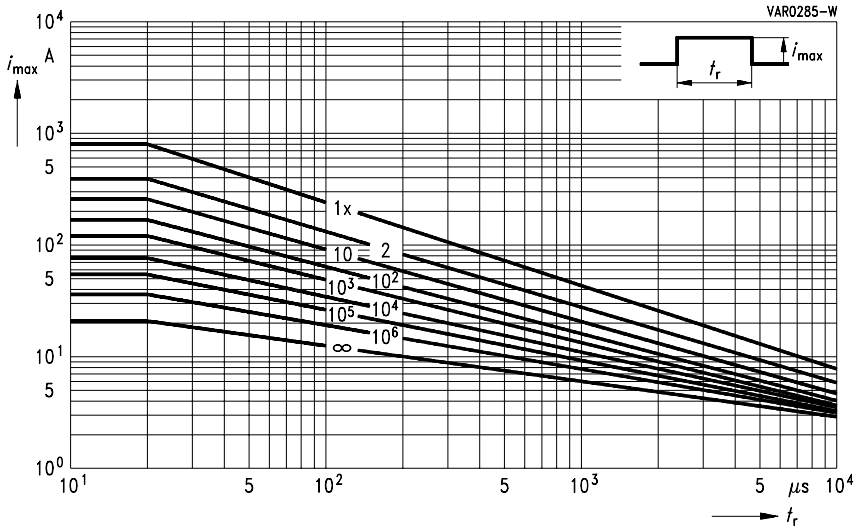
SIOV-CT/CN1812K115 ... K130TELEG2

SIOV Metal Oxide Varistors

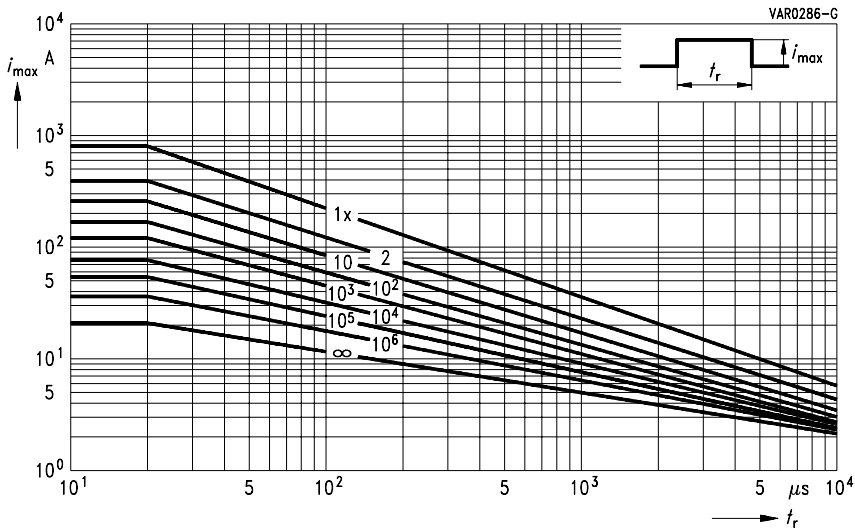
Derating Curves

Maximum surge current

$i_{\max} = f(t_r, \text{pulse train})$ – for explanation of the derating curves refer to section 1.8.1)



SIOV-CT/CN1812L8G ... K30G SHCV-SR1 ... X/Z
SIOV-CT/CN1812S14BAUTOG



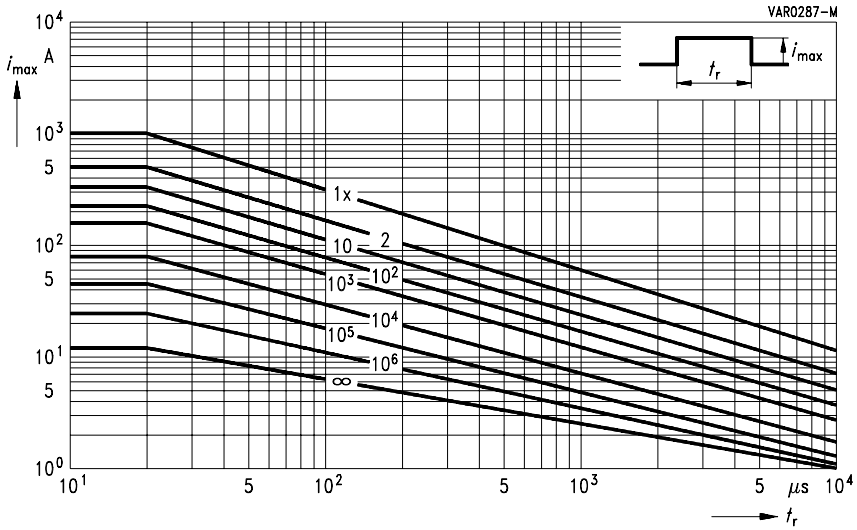
SIOV-CT/CN2220K50G ... K60G

SIOV Metal Oxide Varistors

Derating Curves

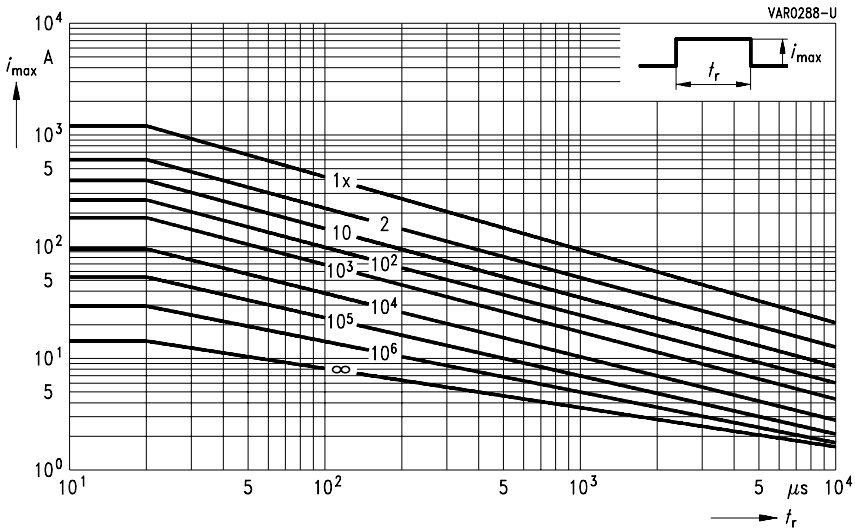
Maximum surge current

$i_{max} = f(t_r, \text{pulse train})$ – for explanation of the derating curves refer to section 1.8.1)



SIOV-CT/CN2220M4G

SIOV-CT/CN2220K35G ... K40G



SIOV-CT/CN2220M6G ... K30G

SHCV-SR2 ... X/Z

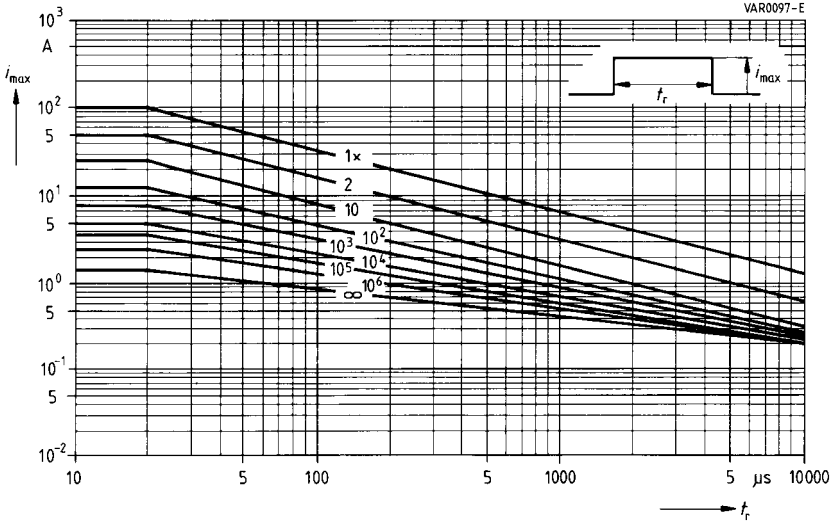
SIOV-CT/CN2220 ... AUTO(E2)G(2)

SIOV Metal Oxide Varistors

Derating Curves

Maximum surge current

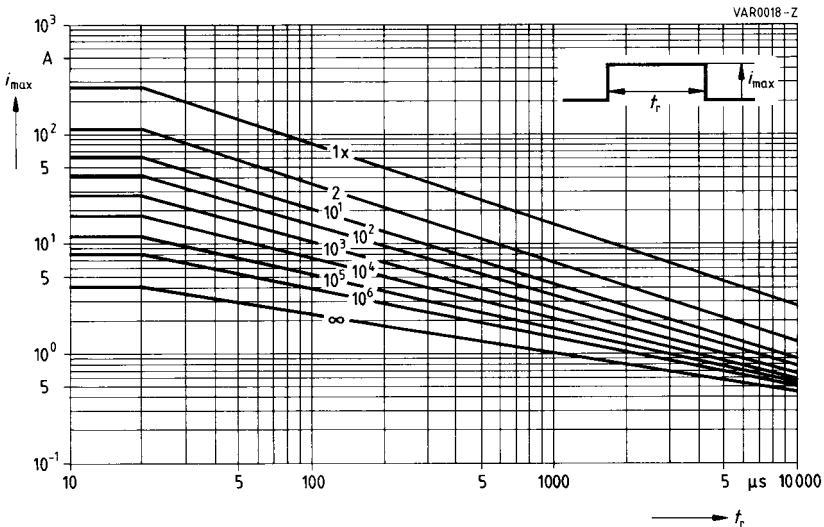
$i_{\max} = f(t_r, \text{pulse train})$ – for explanation of the derating curves refer to section 1.8.1)



SIOV-S05K11 ... K40

SIOV-CU3225K11G2 ... K40G2

SIOV-CU3225K14AUTOG2 ... K30AUTOG2



SIOV-S07K11 ... K40

SIOV-CU4032K11G2 ... K40G2

SIOV-S07K14AUTOS2D1

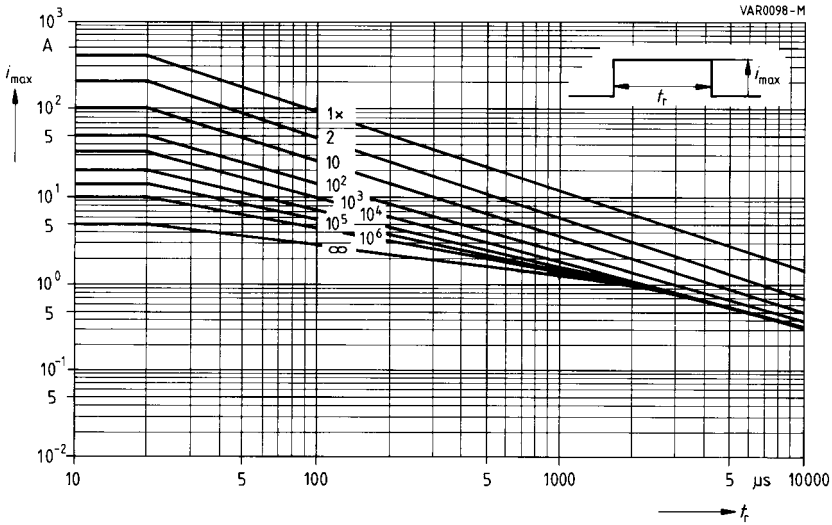
SIOV-CU4032K14AUTOG2 ... K30AUTOG2

SIOV Metal Oxide Varistors

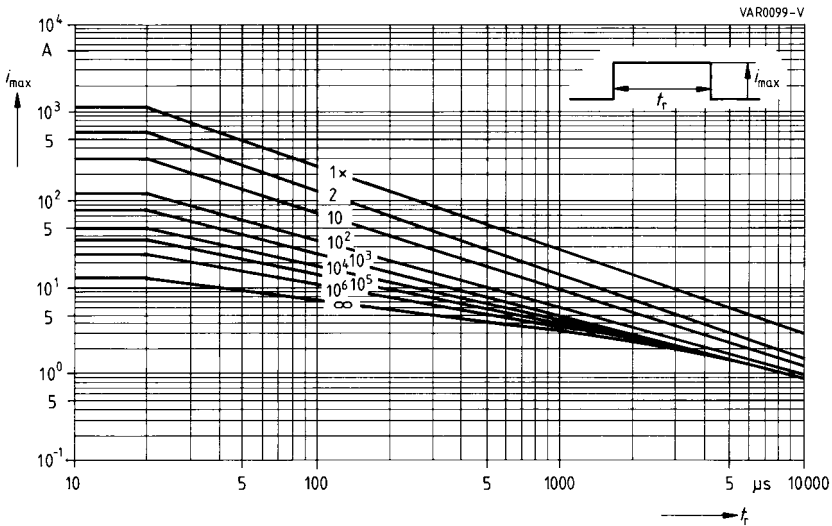
Derating Curves

Maximum surge current

$i_{\max} = f(t_r, \text{pulse train})$ – for explanation of the derating curves refer to section 1.8.1)



SIOV-S05K50 ... K460
SIOV-CU3225K50G2 ... K300G2



SIOV-S07K50 ... K460
SIOV-S07S60AGS2/95AGS2

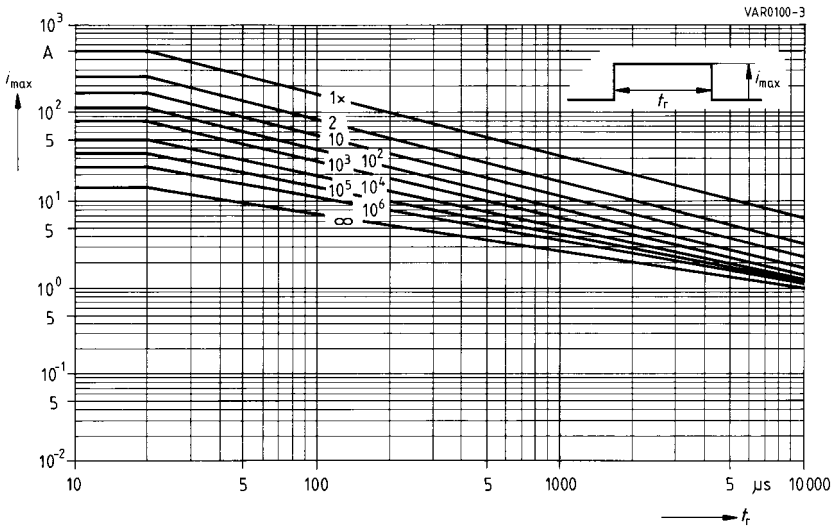
SIOV-CU4032K50G2 ... K300G2
SIOV-CU4032S60AG2/S95AG2

SIOV Metal Oxide Varistors

Derating Curves

Maximum surge current

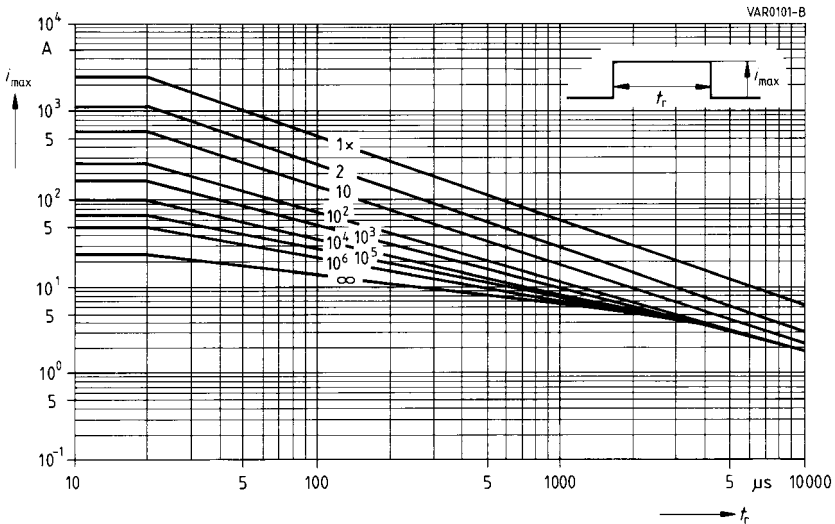
$i_{\max} = f(t_r, \text{pulse train})$ – for explanation of the derating curves refer to section 1.8.1)



SIOV-S10K11 ... K40

SIOV-S10K14AUTO ... K40AUTO

SIOV-S10K14AUTOS5D1



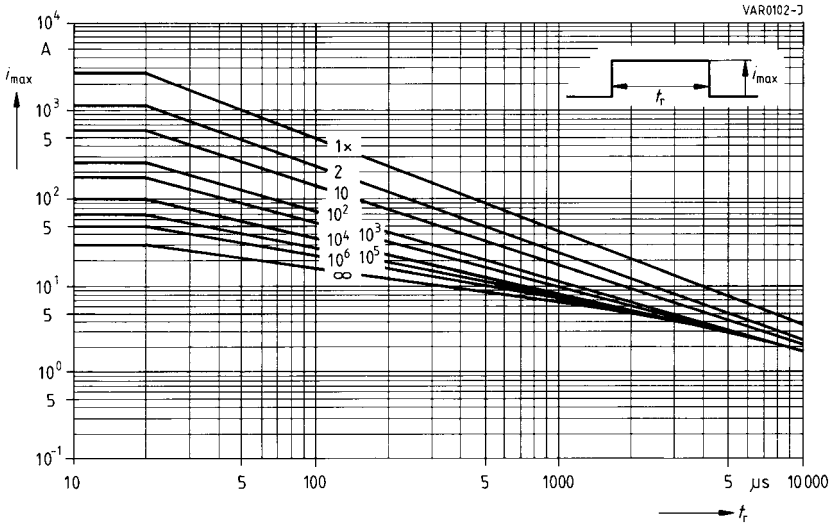
SIOV-S10K50 ... K320

SIOV Metal Oxide Varistors

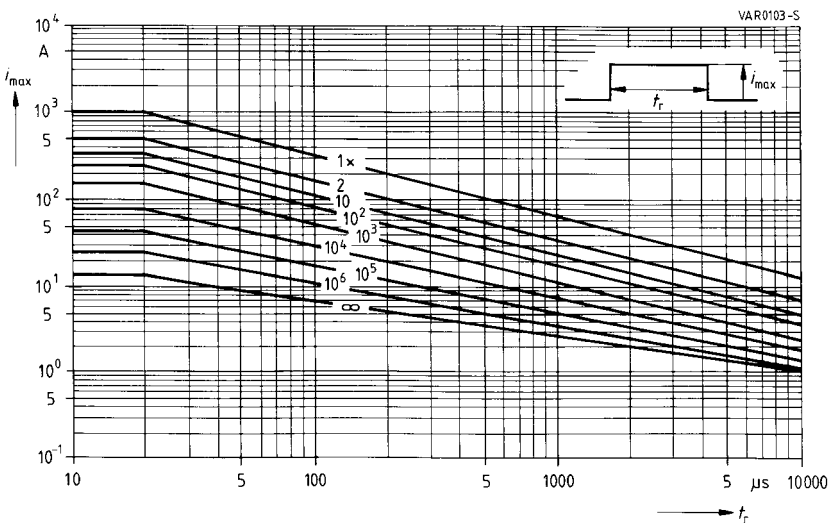
Derating Curves

Maximum surge current

$i_{\max} = f(t_r)$, pulse train – for explanation of the derating curves refer to section 1.8.1)



SIOV-S10K385 ... K680



SIOV-S14K11 ... K40

SIOV-S14K14AUTO ... K40AUTO

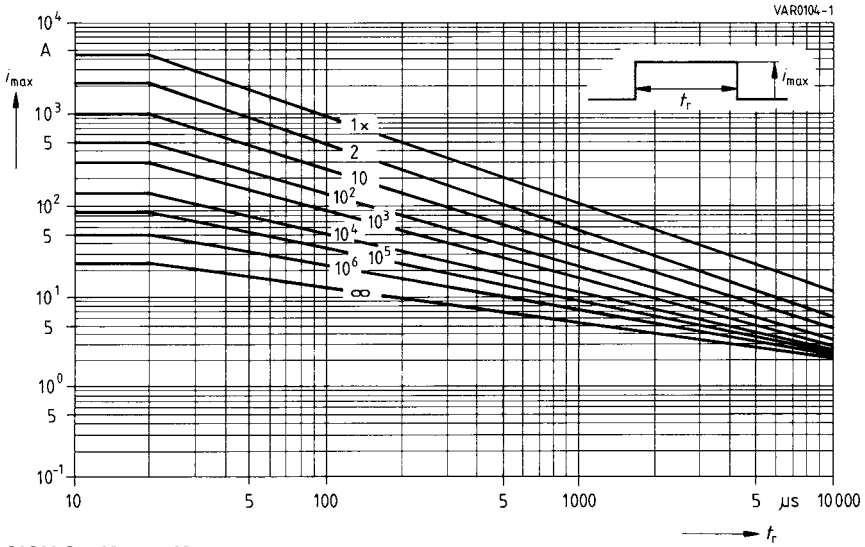
SIOV-S14K14AUTOS5D1

SIOV Metal Oxide Varistors

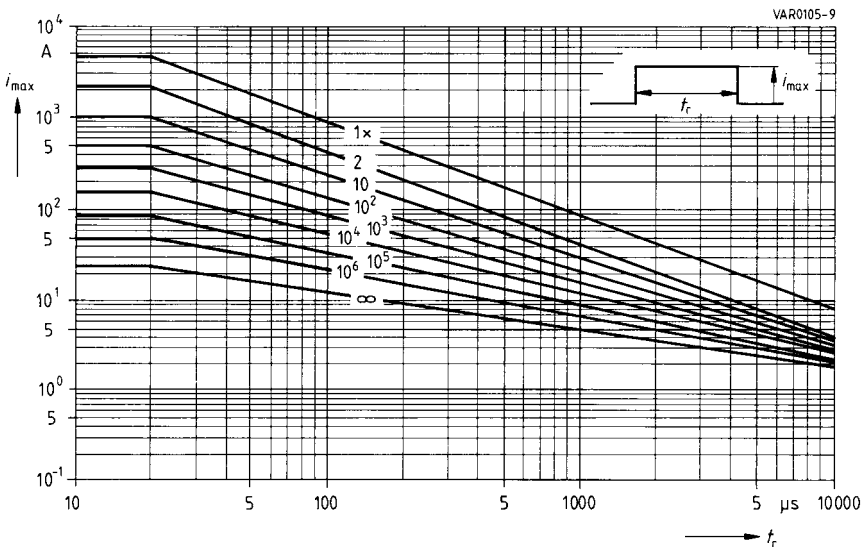
Derating Curves

Maximum surge current

$i_{max} = f(t_r, \text{ pulse train } - \text{ for explanation of the derating curves refer to section 1.8.1})$



SIOV-S14K50 ... K320



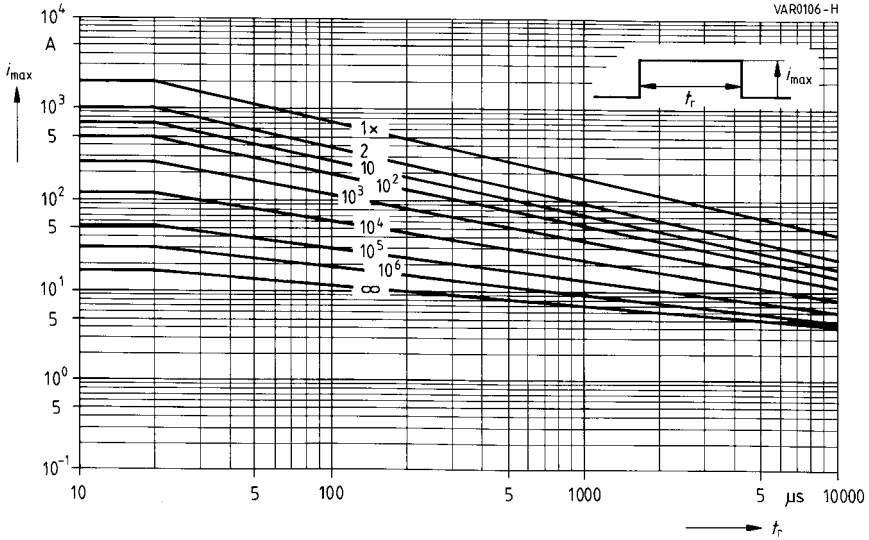
SIOV-S14K385 ... K1000

SIOV Metal Oxide Varistors

Derating Curves

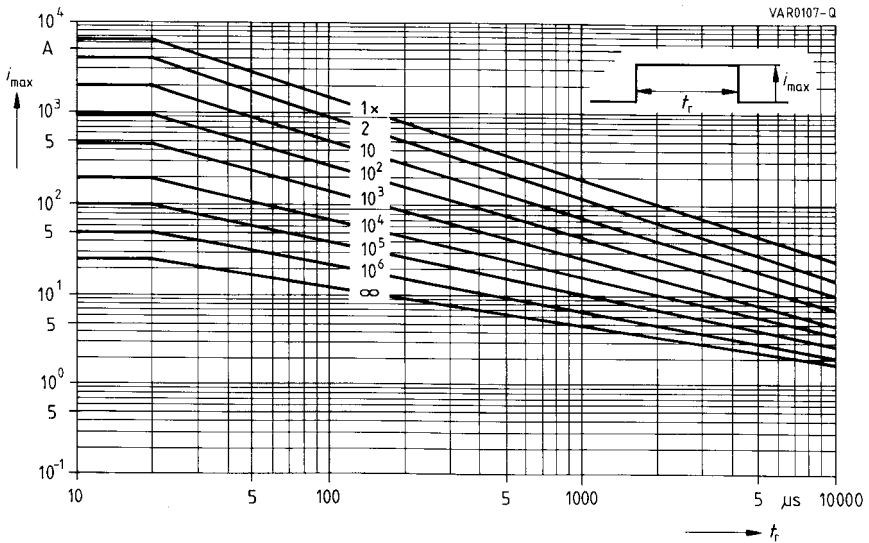
Maximum surge current

$i_{\max} = f(t_r, \text{pulse train})$ – for explanation of the derating curves refer to section 1.8.1)



SIOV-S20K11 ... K40

SIOV-S20K14AUTO ... K30AUTO



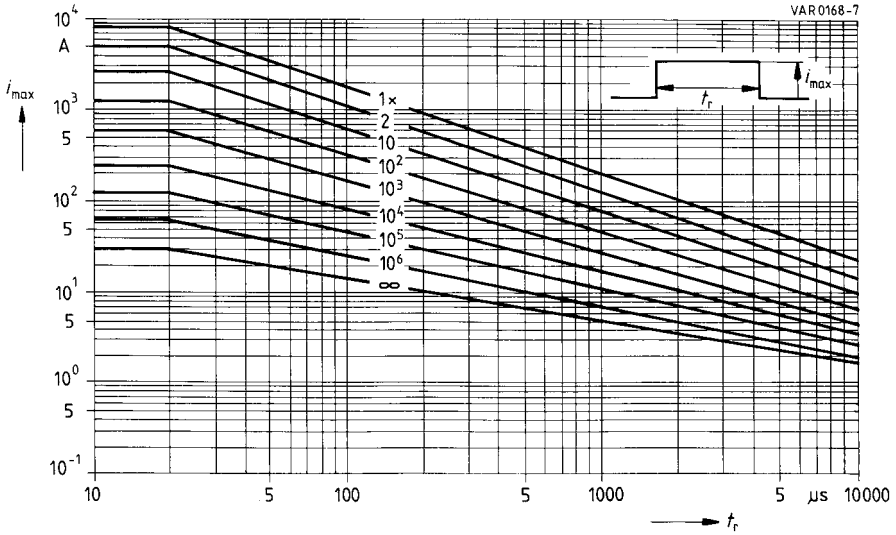
SIOV-S20K50 ... K115

SIOV Metal Oxide Varistors

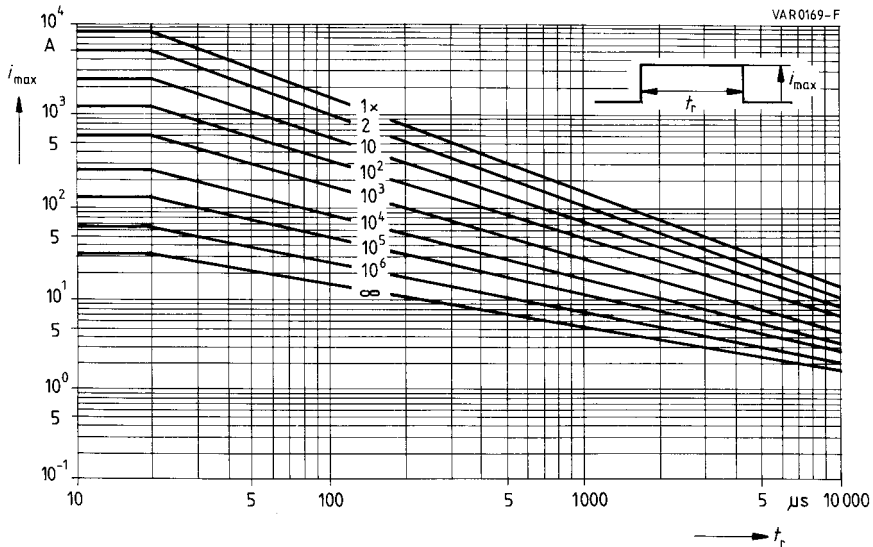
Derating Curves

Maximum surge current

$i_{\max} = f(t_r, \text{pulse train})$ – for explanation of the derating curves refer to section 1.8.1)



SIOV-S20K130 ... K320



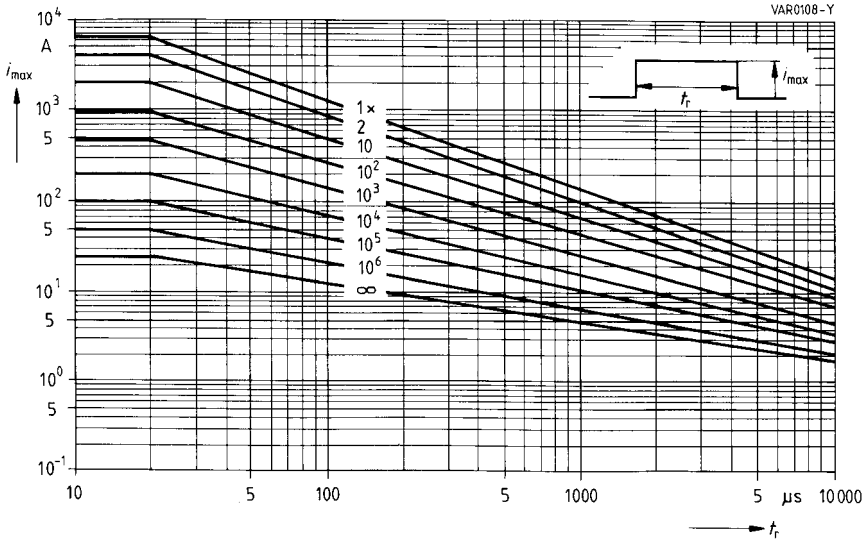
SIOV-S20K385 ... K460

SIOV Metal Oxide Varistors

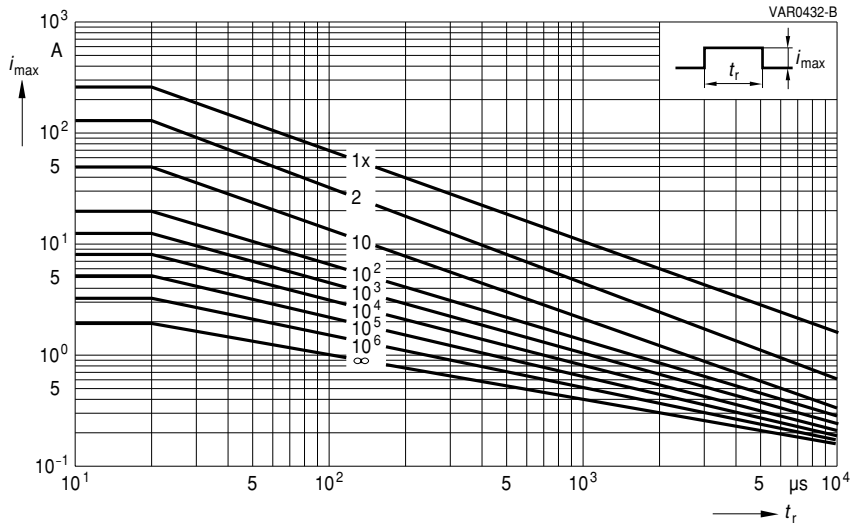
Derating Curves

Maximum surge current

$i_{\max} = f(t_r, \text{pulse train})$ – for explanation of the derating curves refer to section 1.8.1)



SIOV-S20K510 ... K1000



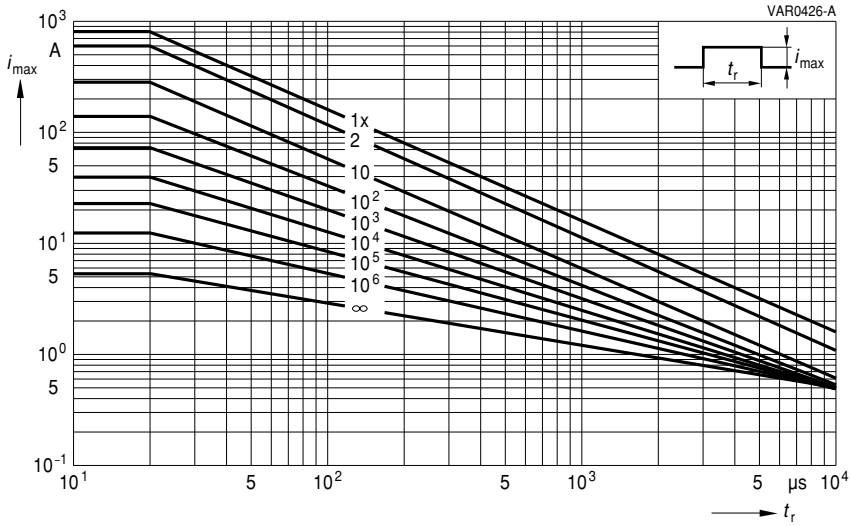
SIOV-S05K11 ... K40E2

SIOV Metal Oxide Varistors

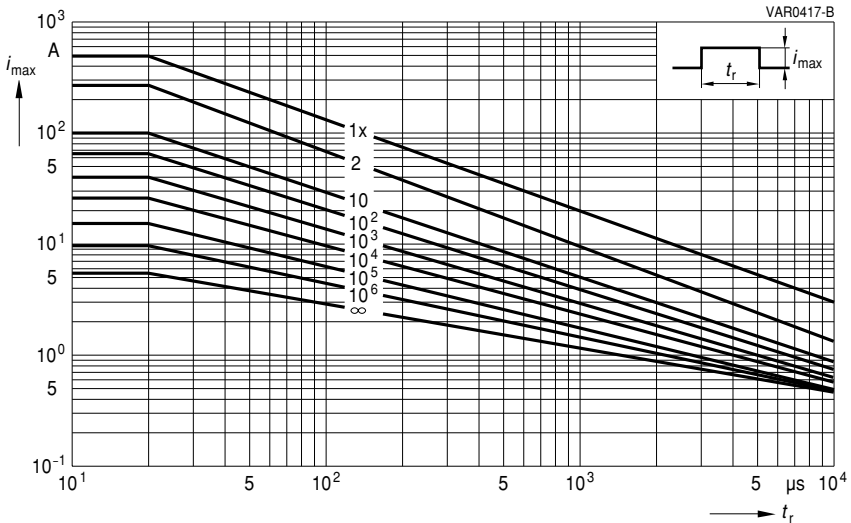
Derating Curves

Maximum surge current

$i_{\max} = f(t_r)$, pulse train – for explanation of the derating curves refer to section 1.8.1)



SIOV-S05K50 ... K300E2



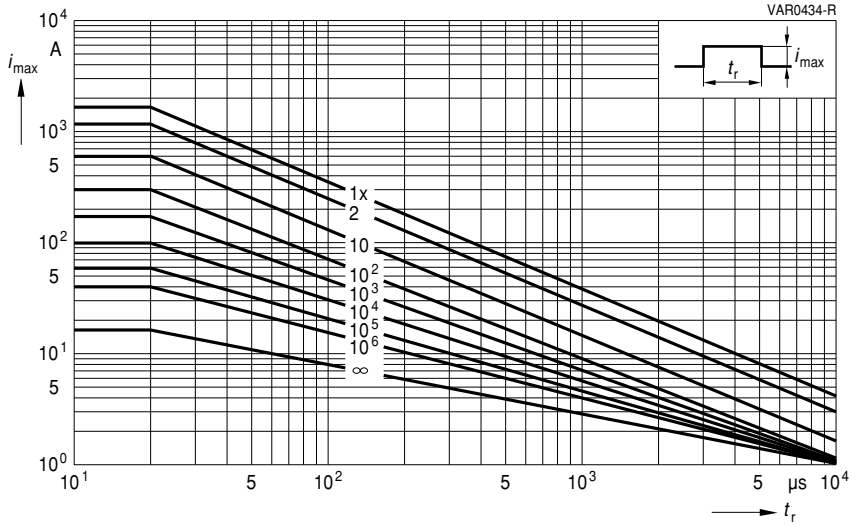
SIOV-S07K11 ... K40E2

SIOV Metal Oxide Varistors

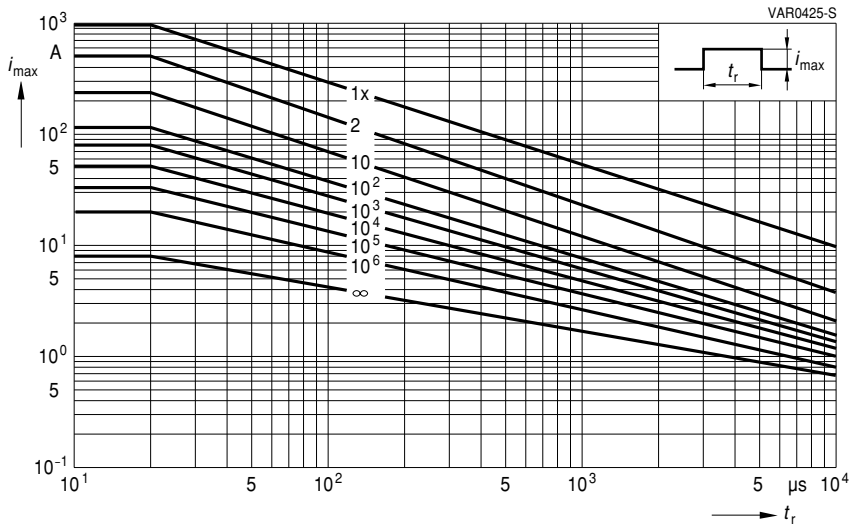
Derating Curves

Maximum surge current

$i_{\max} = f(t_r, \text{pulse train})$ – for explanation of the derating curves refer to section 1.8.1)



SIOV-S07K50 ... K320E2



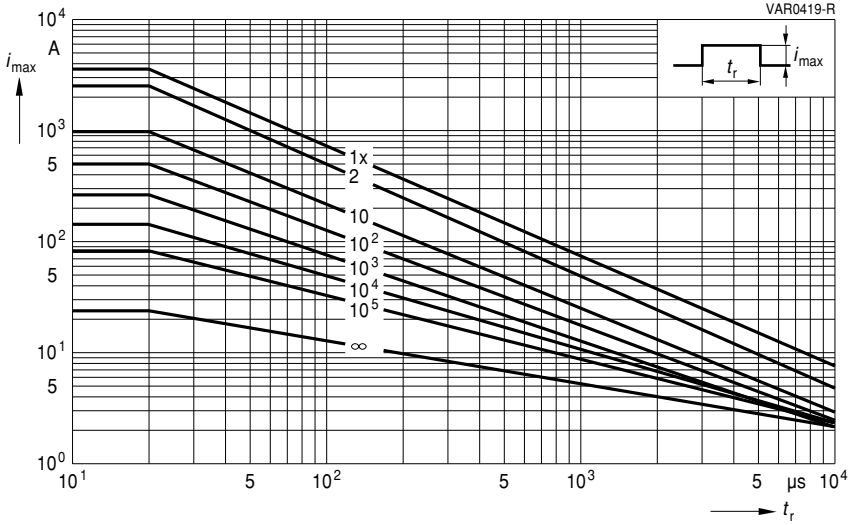
SIOV-S10K11 ... K40E2

SIOV Metal Oxide Varistors

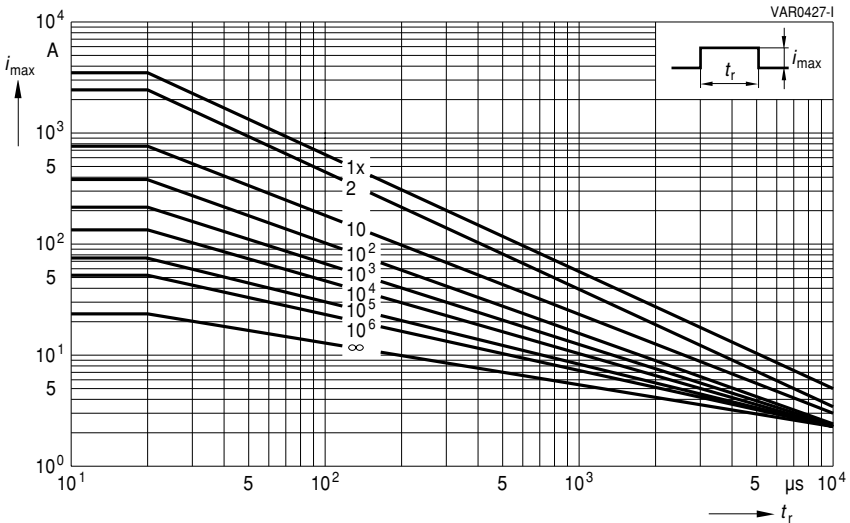
Derating Curves

Maximum surge current

$i_{\max} = f(t_r, \text{pulse train})$ – for explanation of the derating curves refer to section 1.8.1)



SIOV-S10K50 ... K320E2



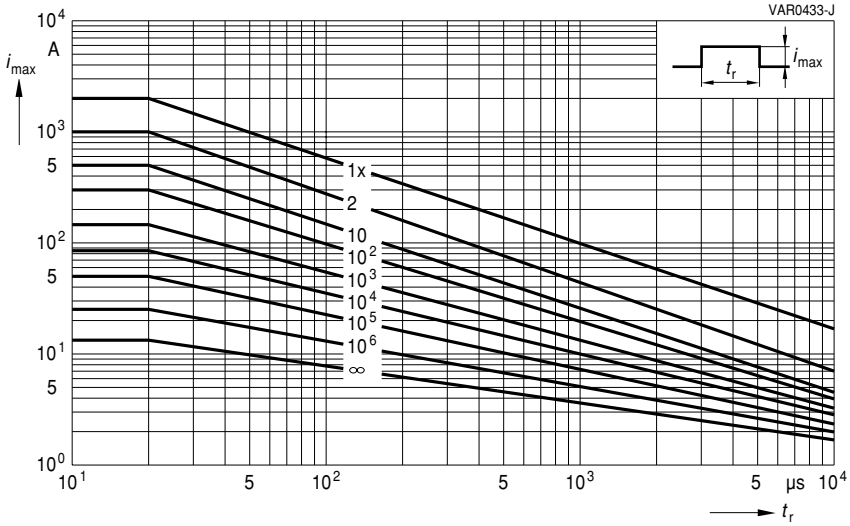
SIOV-S10K385 ... K680E2

SIOV Metal Oxide Varistors

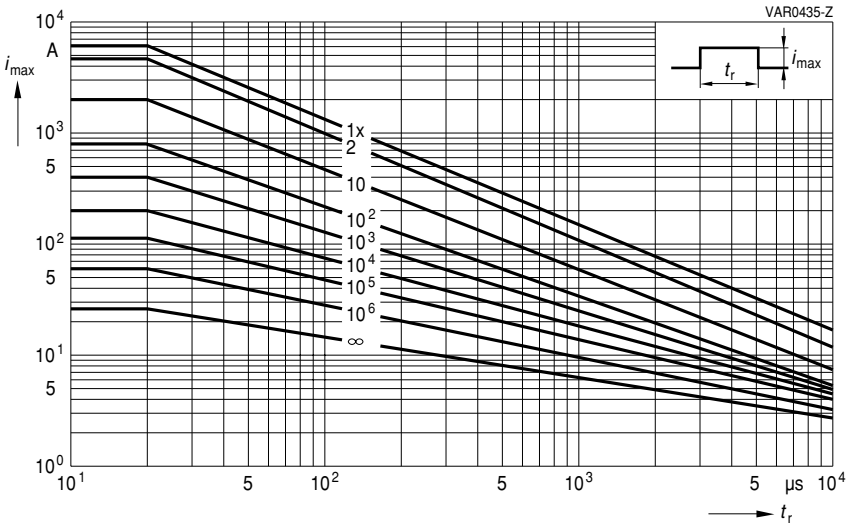
Derating Curves

Maximum surge current

$i_{\max} = f(t_r, \text{pulse train})$ – for explanation of the derating curves refer to section 1.8.1)



SIOV-S14K11 ... K40E2



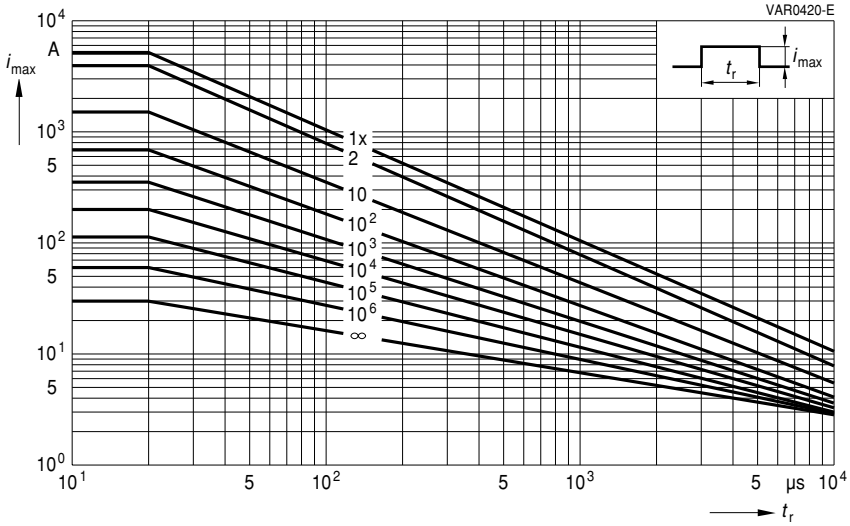
SIOV-S14K50 ... K320E2

SIOV Metal Oxide Varistors

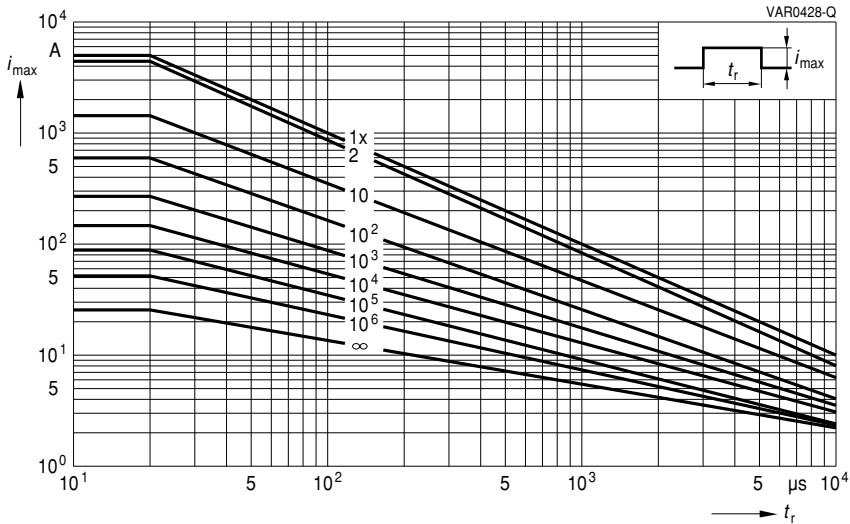
Derating Curves

Maximum surge current

$i_{max} = f(t_r, \text{pulse train})$ – for explanation of the derating curves refer to section 1.8.1)



SIOV-S14K385 ... K680E2



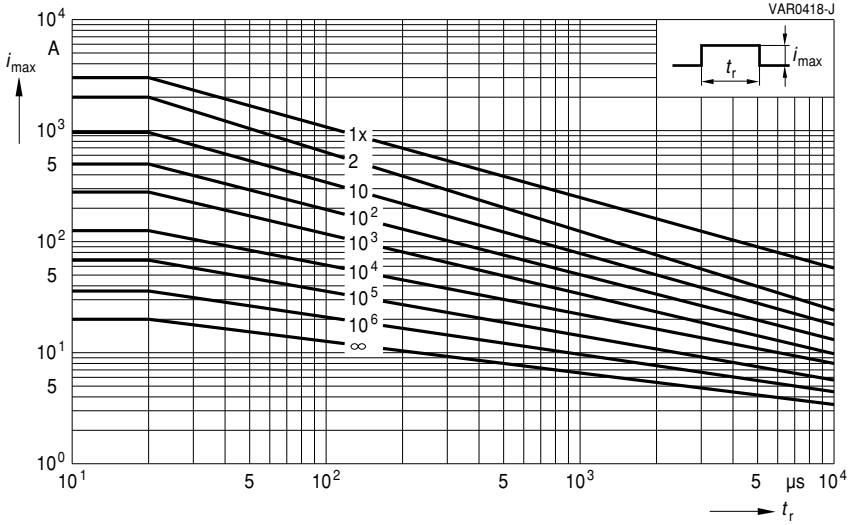
SIOV-S14K1000E2

SIOV Metal Oxide Varistors

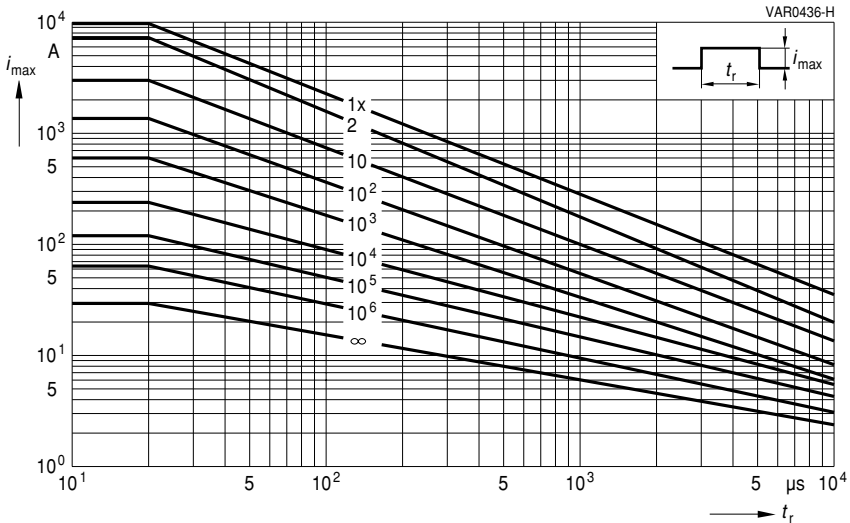
Derating Curves

Maximum surge current

$i_{\max} = f(t_r, \text{pulse train})$ – for explanation of the derating curves refer to section 1.8.1)



SIOV-S20K11 ... K40E2



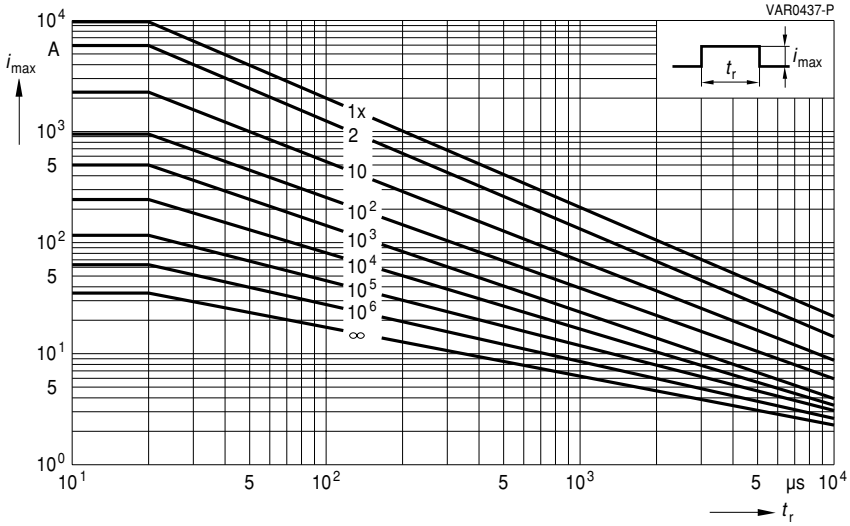
SIOV-S20K50 ... K320E2

SIOV Metal Oxide Varistors

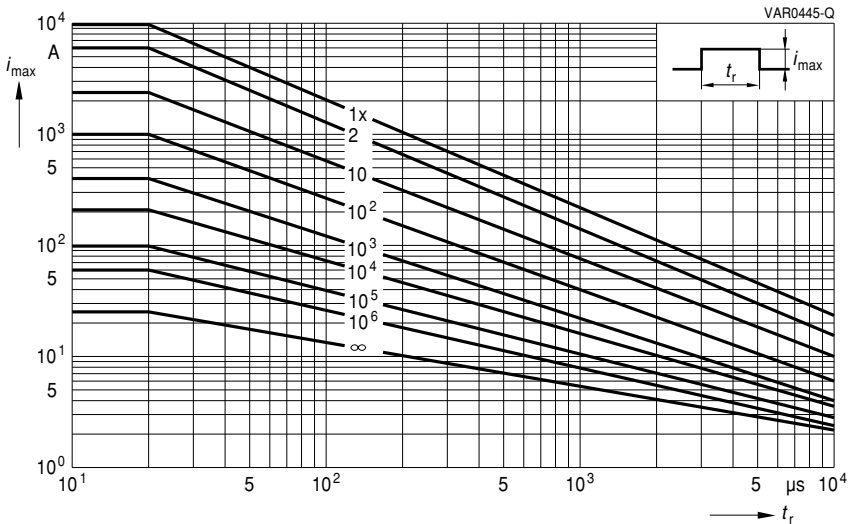
Derating Curves

Maximum surge current

$i_{\max} = f(t_r, \text{pulse train})$ – for explanation of the derating curves refer to section 1.8.1)



SIOV-S20K385 ... K680E2



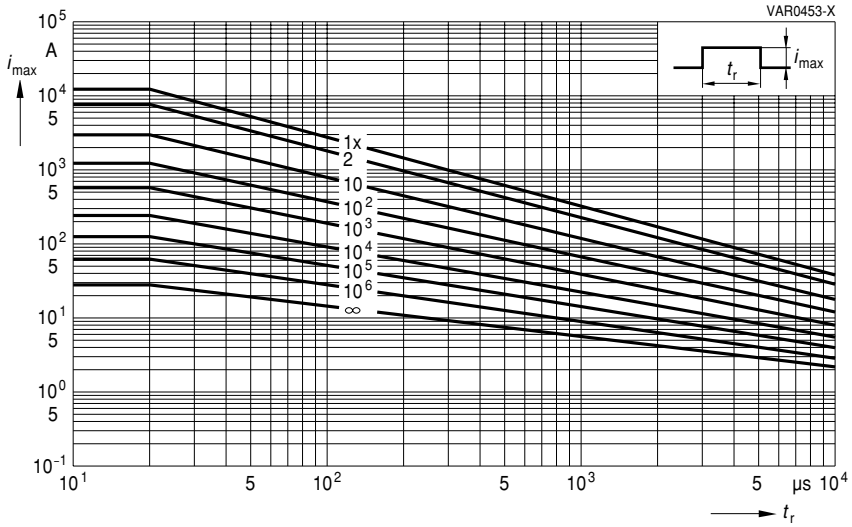
SIOV-S20K1000E2

SIOV Metal Oxide Varistors

Derating Curves

Maximum surge current

$i_{\max} = f(t_r, \text{pulse train})$ – for explanation of the derating curves refer to section 1.8.1)



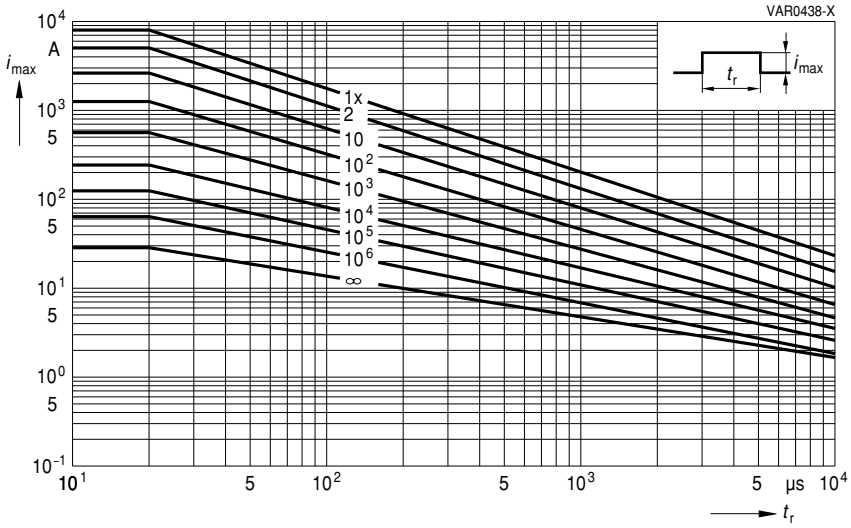
SIOV-S20K115 ... K320E3

SIOV Metal Oxide Varistors

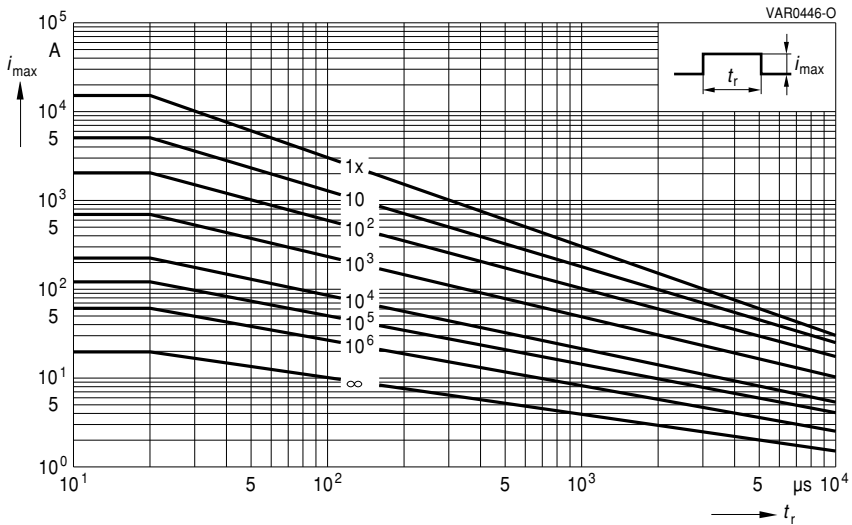
Derating Curves

Maximum surge current

$i_{max} = f(t_r, \text{pulse train})$ – for explanation of the derating curves refer to section 1.8.1)



SIOV-Q14K130 ... K320



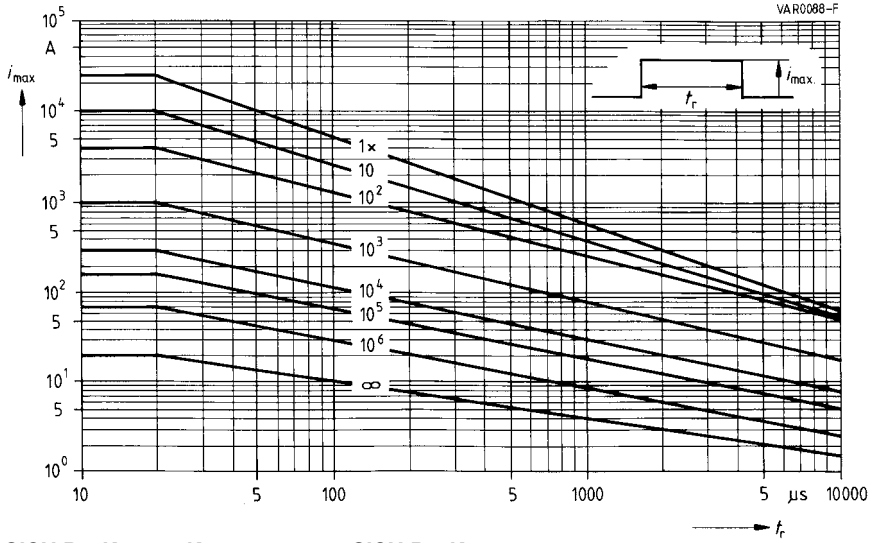
SIOV-Q20K130 ... K320

SIOV Metal Oxide Varistors

Derating Curves

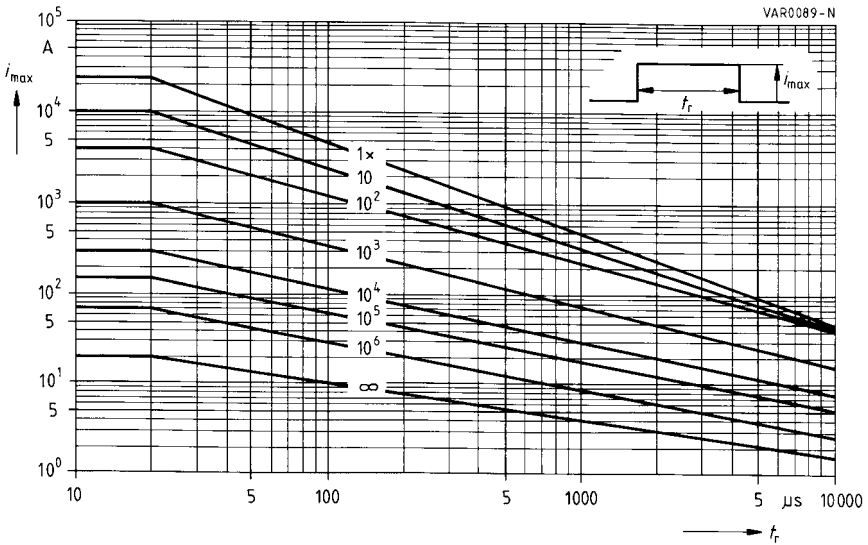
Maximum surge current

$i_{\max} = f(t_r, \text{pulse train})$ – for explanation of the derating curves refer to section 1.8.1)



SIOV-B32K130 ... K150

SIOV-B40K75



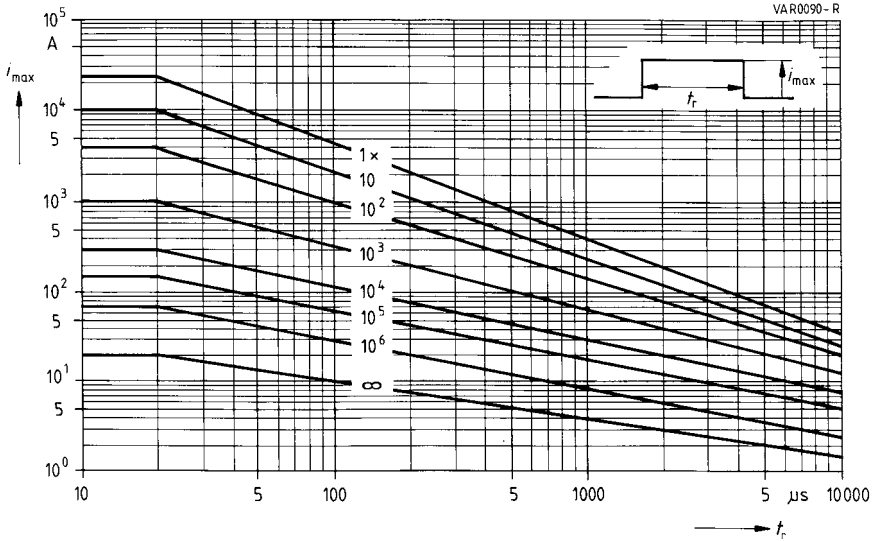
SIOV-B32K230 ... K460

SIOV Metal Oxide Varistors

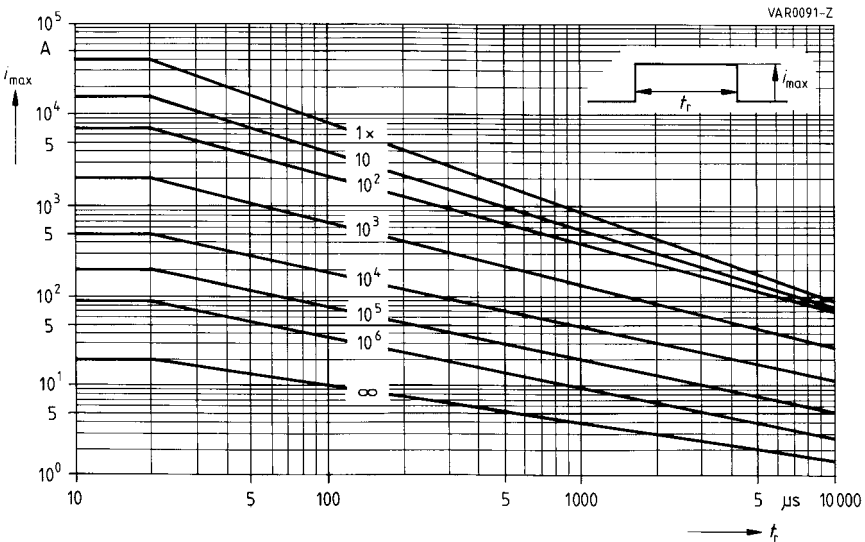
Derating Curves

Maximum surge current

$i_{max} = f(t_r, \text{pulse train})$ – for explanation of the derating curves refer to section 1.8.1)



SIOV-B32K550 ... K750



SIOV-B40K130 ... K150

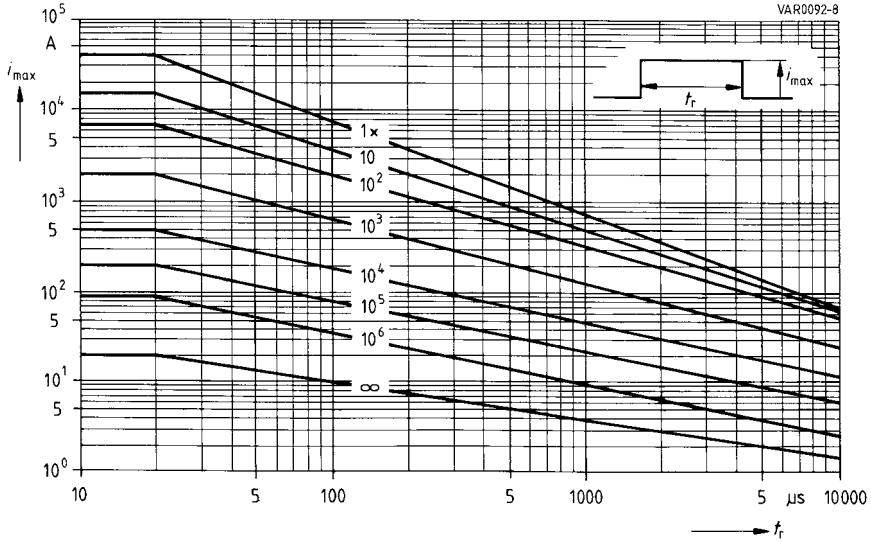
SIOV-LS40K130QP ... K150QP(K2)

SIOV Metal Oxide Varistors

Derating Curves

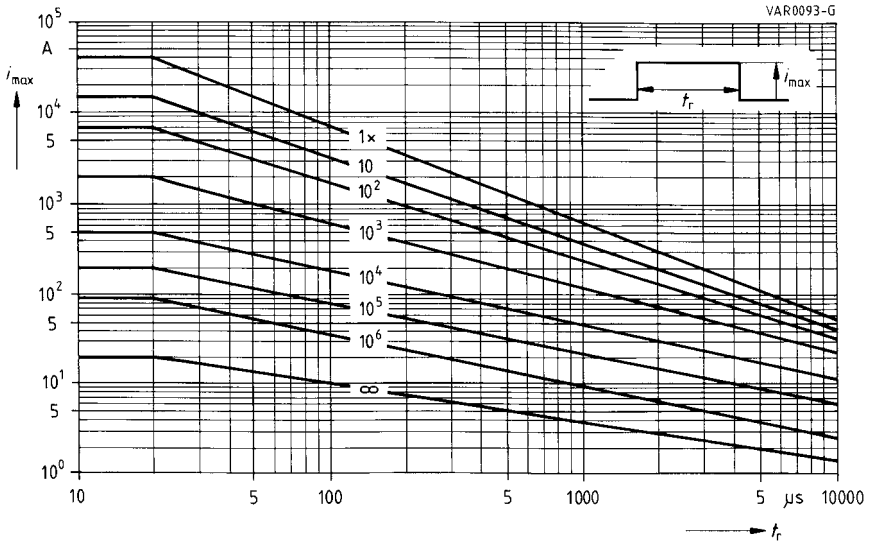
Maximum surge current

$i_{\max} = f(t_r, \text{pulse train})$ – for explanation of the derating curves refer to section 1.8.1)



SIOV-B40K230 ... K460

SIOV-LS40K230QP ... K460QP(K2)



SIOV-B40K550 ... K750

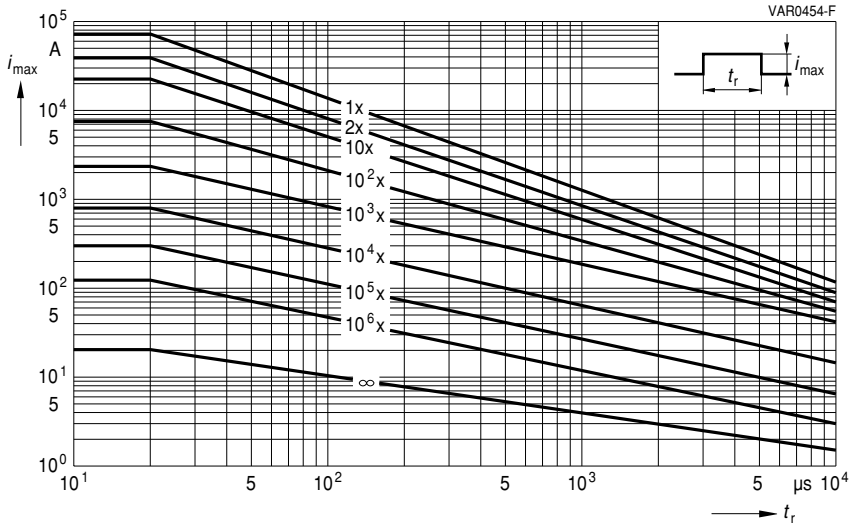
SIOV-LS40K550QP ... K750QP(K2)

SIOV Metal Oxide Varistors

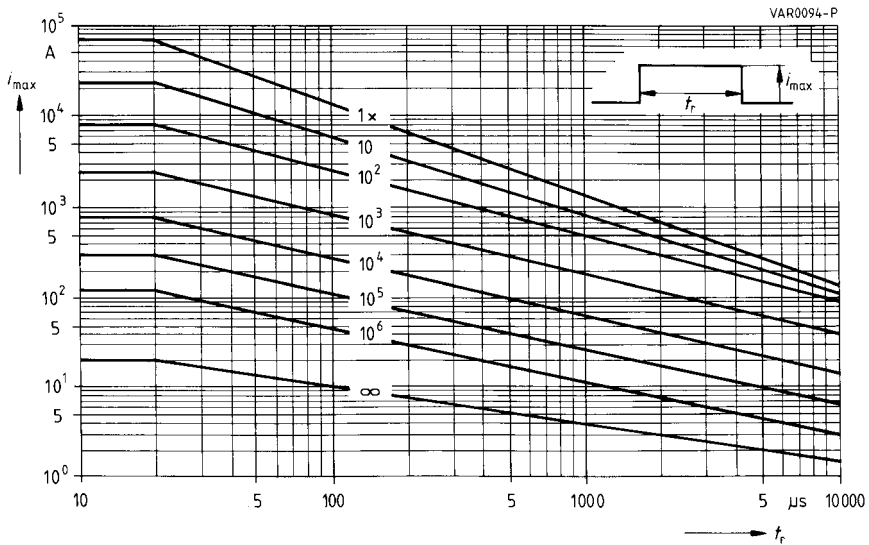
Derating Curves

Maximum surge current

$i_{\max} = f(t_r, \text{pulse train})$ – for explanation of the derating curves refer to section 1.8.1)



SIOV-LS50K130 ... K550P(K2)



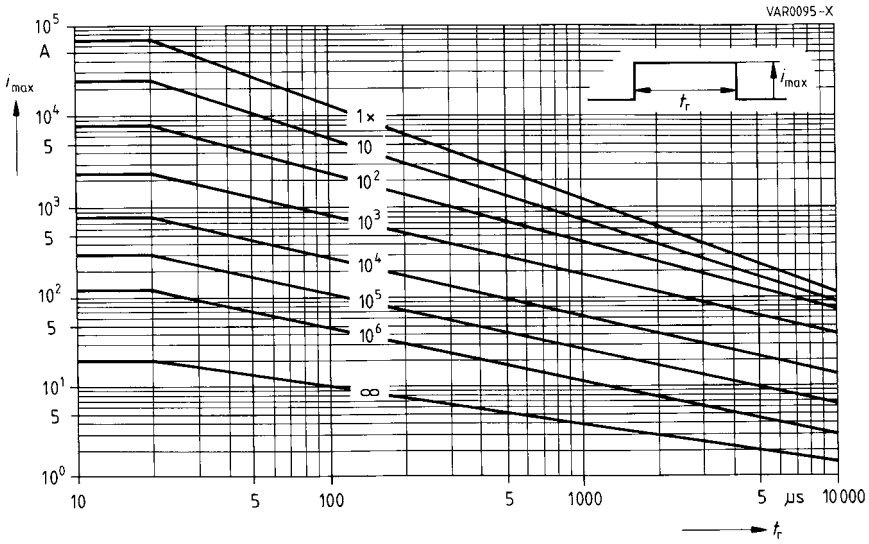
SIOV-B60K130 ... K150

SIOV Metal Oxide Varistors

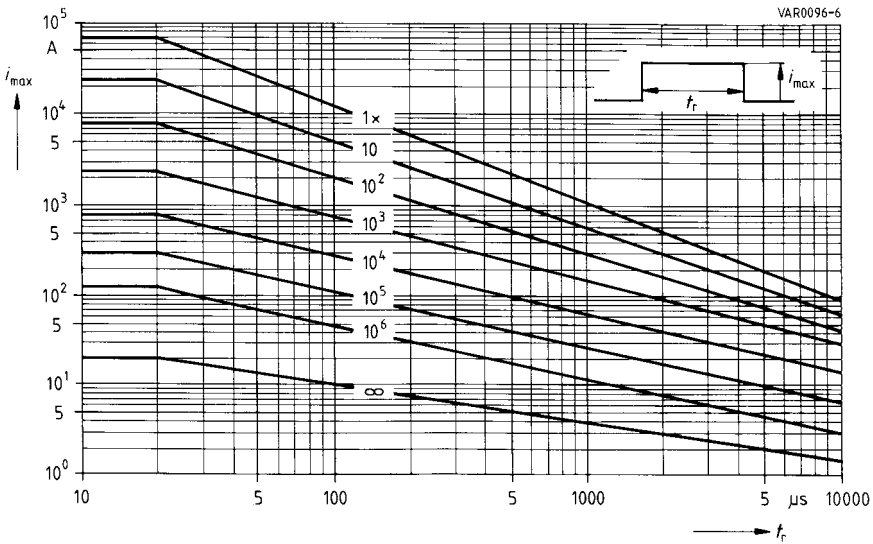
Derating Curves

Maximum surge current

$i_{\max} = f(f_r)$, pulse train – for explanation of the derating curves refer to section 1.8.1)



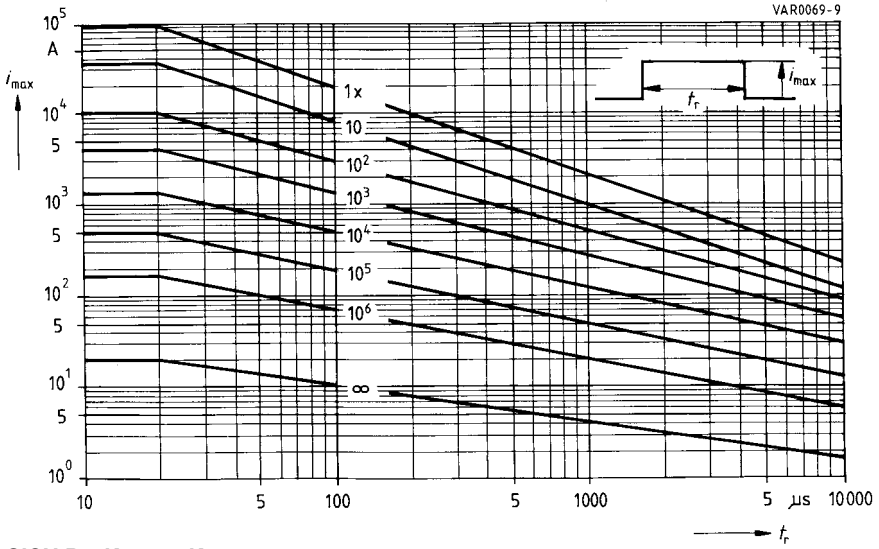
SIOV-B60K230 ... K460



SIOV-B60K550 ... K1000

Maximum surge current

$i_{max} = f(t_r, \text{pulse train})$ – for explanation of the derating curves refer to section 1.8.1)



SIOV-B80K130 ... K1100

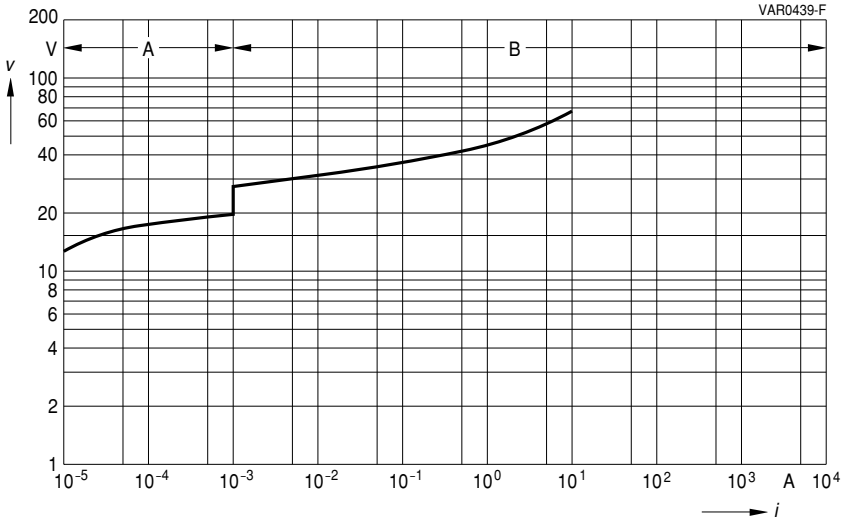
SIOV Metal Oxide Varistors

V/I Characteristics

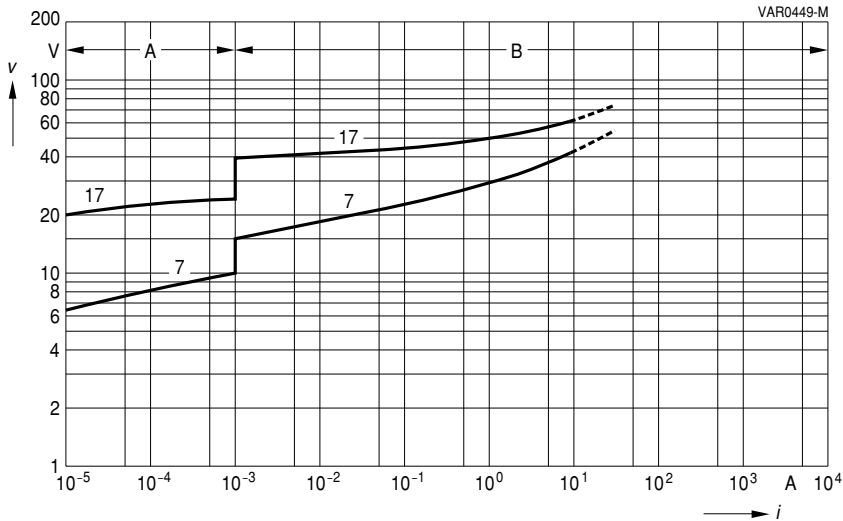
$v = f(i)$ – for explanation of the characteristics
[refer to section 1.6.3](#)

A = Leakage current
 B = Protection level

{ for worst-case
 varistor tolerances



SIOV-CT/CN0402L14G(K2)



SIOV-CA06P4M7GK2

SIOV-CA06P4S17ALCGK2

SIOV-CA05P4S17ALCGK2

SIOV-CA04P2S17ALCGK2

SIOV Metal Oxide Varistors

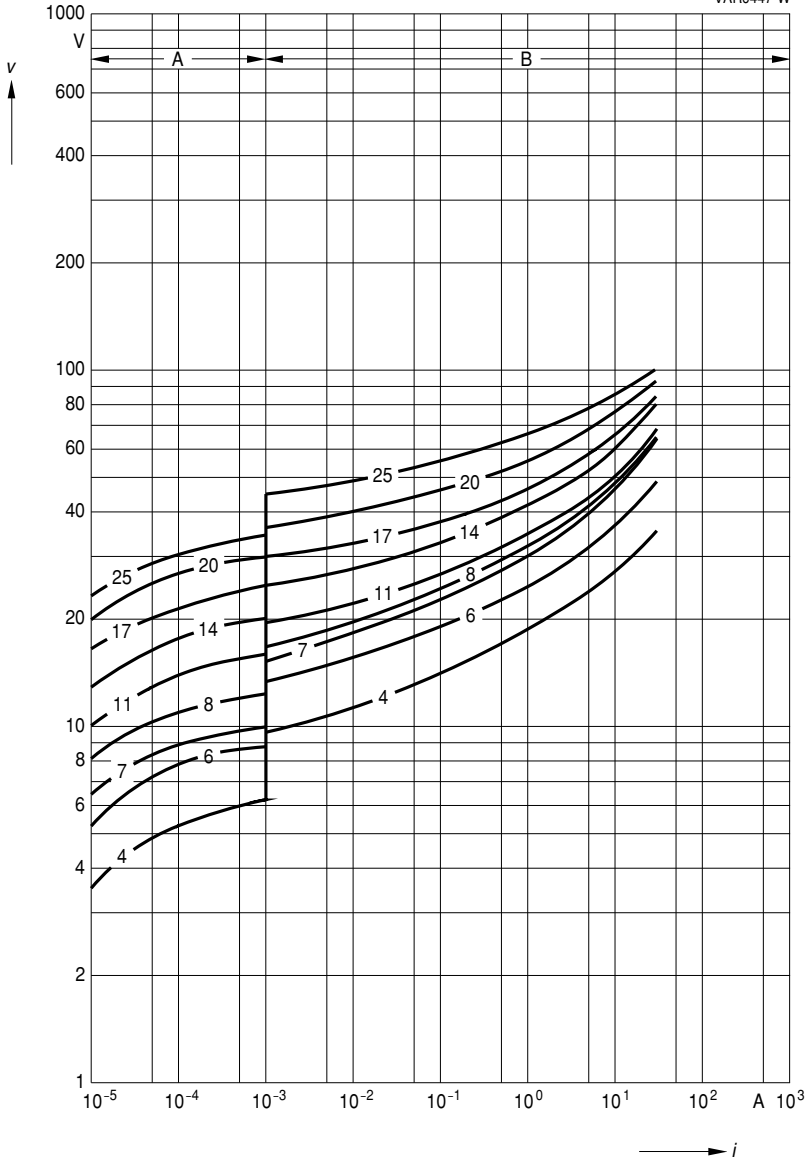
V/I Characteristics

$v = f(i)$ – for explanation of the characteristics refer to section 1.6.3

A = Leakage current
B = Protection level

{ for worst-case varistor tolerances

VAR0447-W



SIOV-CT/CN0603M4G ... K25G

SIOV-CT/CN0603K17LCG

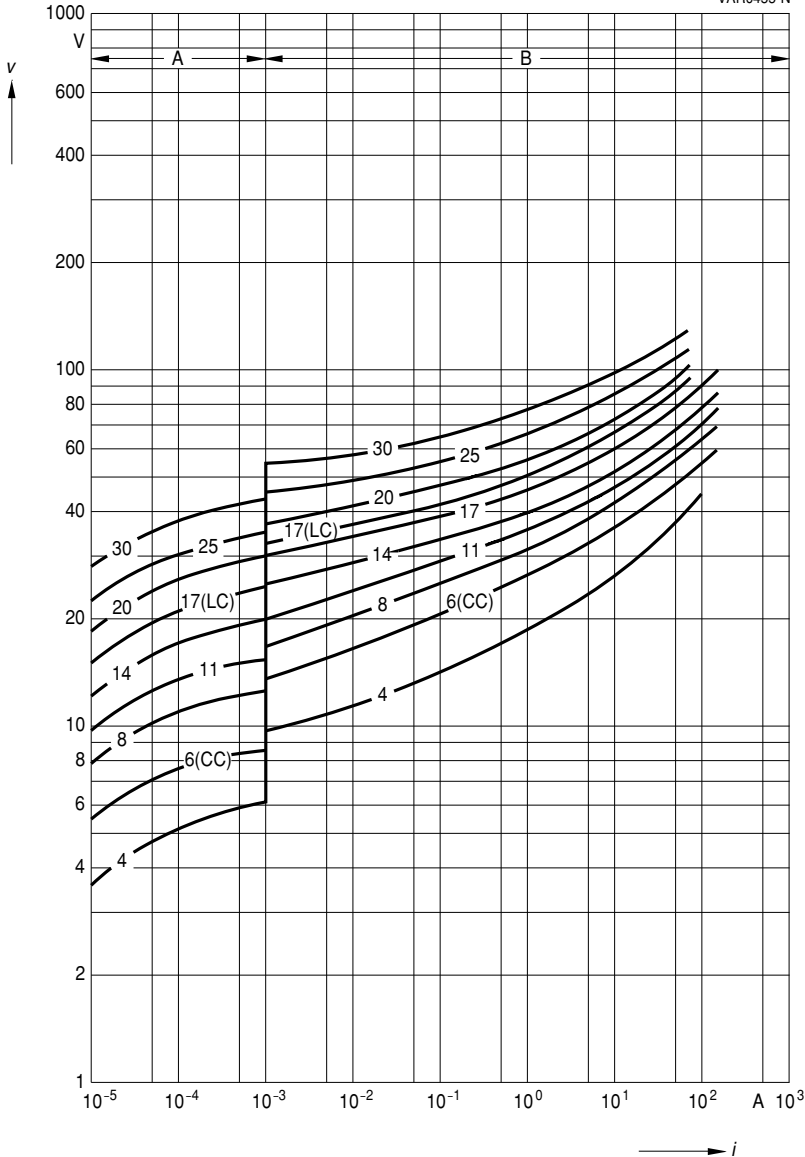
SIOV Metal Oxide Varistors

V/I Characteristics

$v = f(i)$ – for explanation of the characteristics refer to section 1.6.3

A = Leakage current
B = Protection level

for worst-case varistor tolerances
VAR0455-N



SIOV-CT/CN0805M4G ... K30G

SIOV-CT/CN0805K17LCG

SIOV-CT/CN0805M6CCG

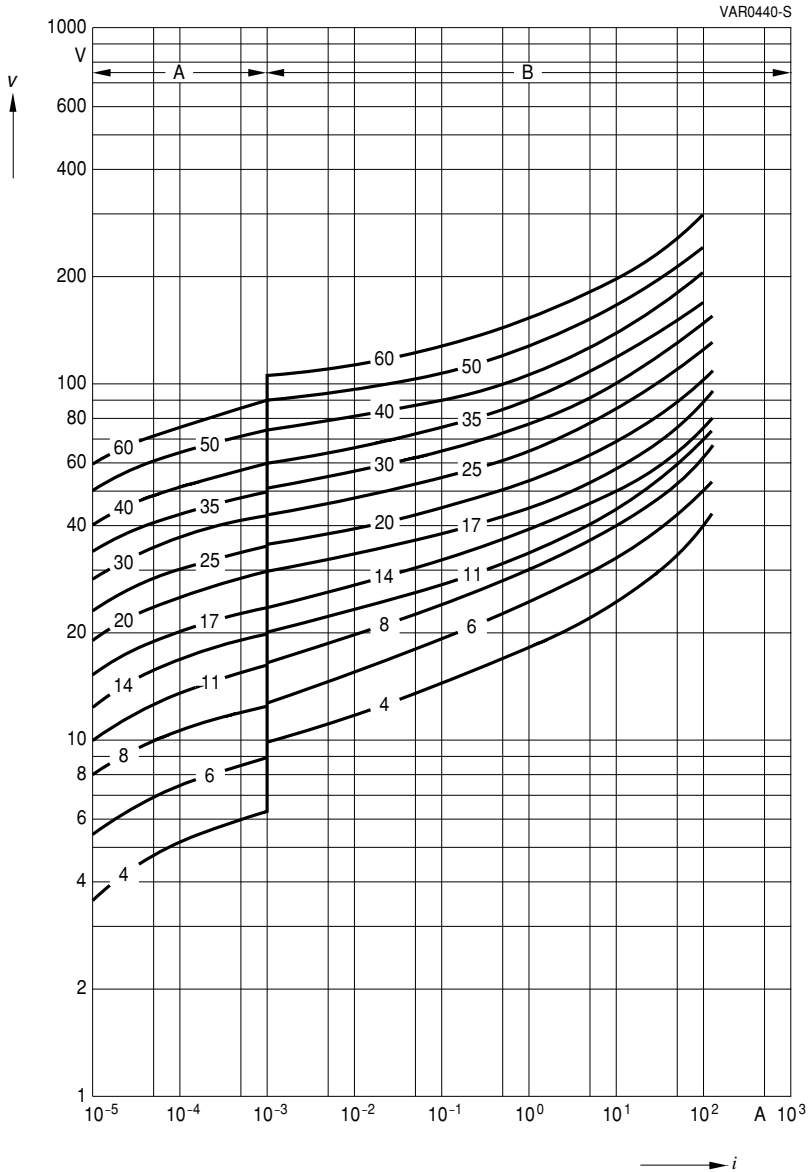
SIOV Metal Oxide Varistors

V/I Characteristics

$v = f(i)$ – for explanation of the characteristics refer to section 1.6.3

A = Leakage current
B = Protection level

{ for worst-case varistor tolerances



SIOV-CT/CN1206M4G ... K60G

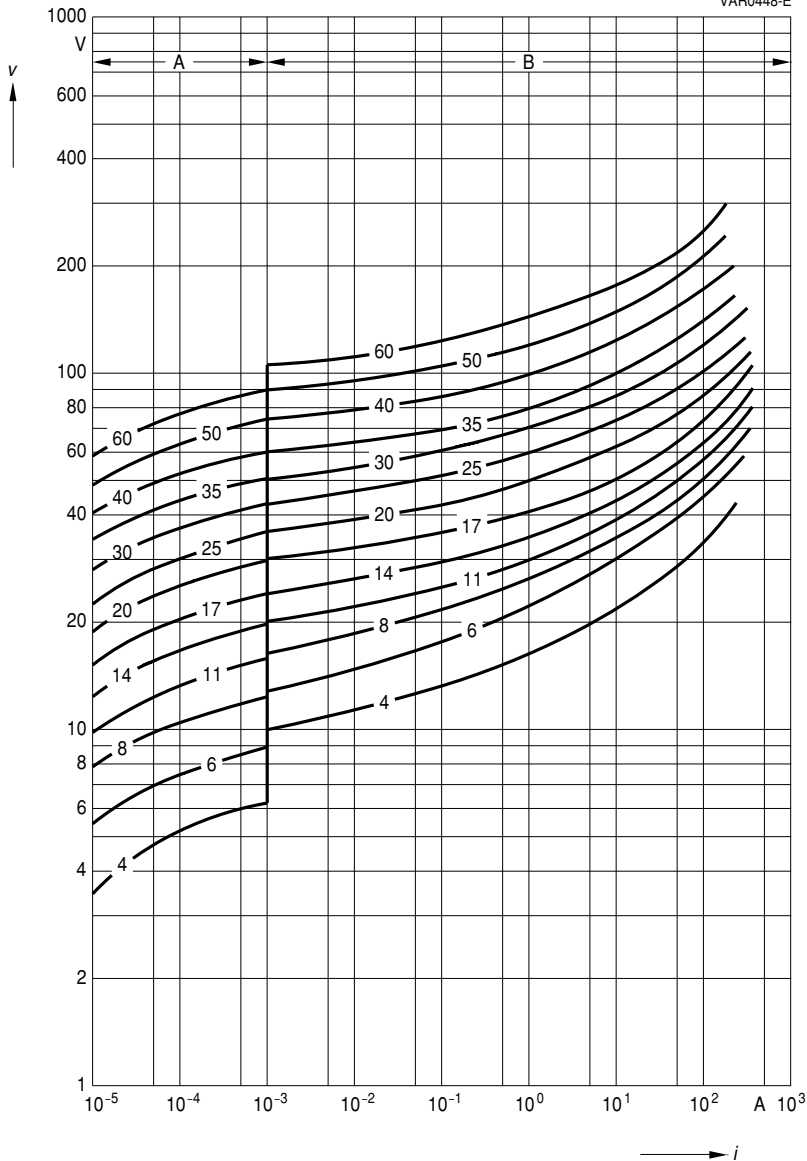
SIOV Metal Oxide Varistors

V// Characteristics

$v = f(i)$ – for explanation of the characteristics refer to section 1.6.3

A = Leakage current
B = Protection level

{ for worst-case varistor tolerances



SIOV-CT/CN1210M4G ... K60G

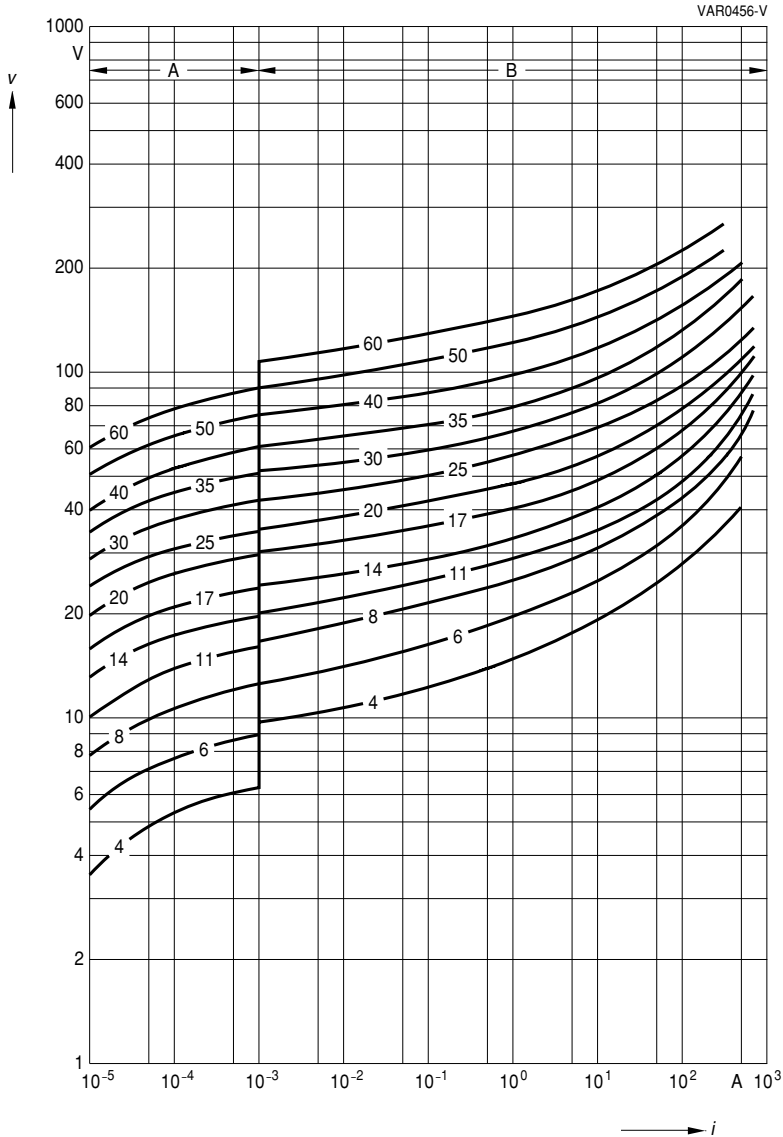
SIOV Metal Oxide Varistors

V// Characteristics

$v = f(i)$ – for explanation of the characteristics
refer to section 1.6.3

A = Leakage current
B = Protection level

for worst-case
varistor tolerances



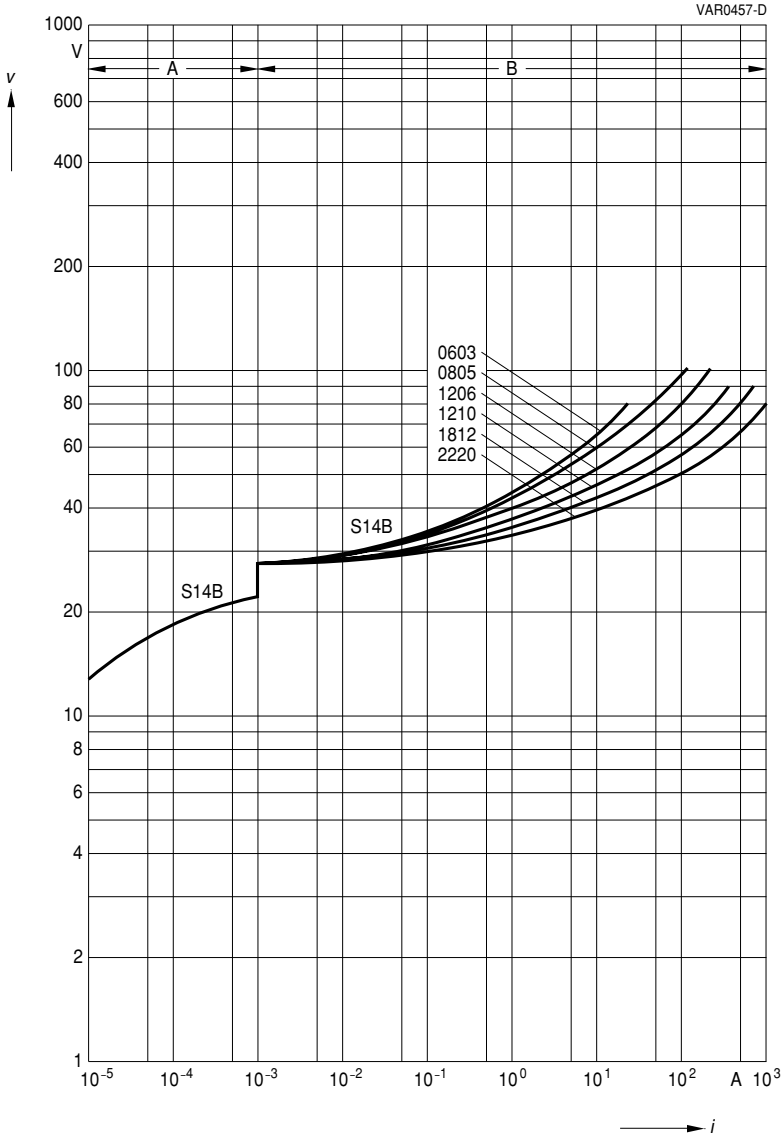
SIOV-CT/CN1812M4G ... K60G
SHCV-SR1K20M ... X/Z $\hat{=}$ 1812

SIOV Metal Oxide Varistors

V/I Characteristics

$v = f(i)$ – for explanation of the characteristics refer to section 1.6.3

A = Leakage current
 B = Protection level } for worst-case varistor tolerances



SIOV-CT/CN0603S14BAUTOG ... 2220S14BAUTOG
 SHCV-SR1S14B ... X/Z $\hat{=}$ 1812

SIOV-CN2220S14BAUTOE2G2
 SHCV-SR2S14B ... X/Z $\hat{=}$ 2220

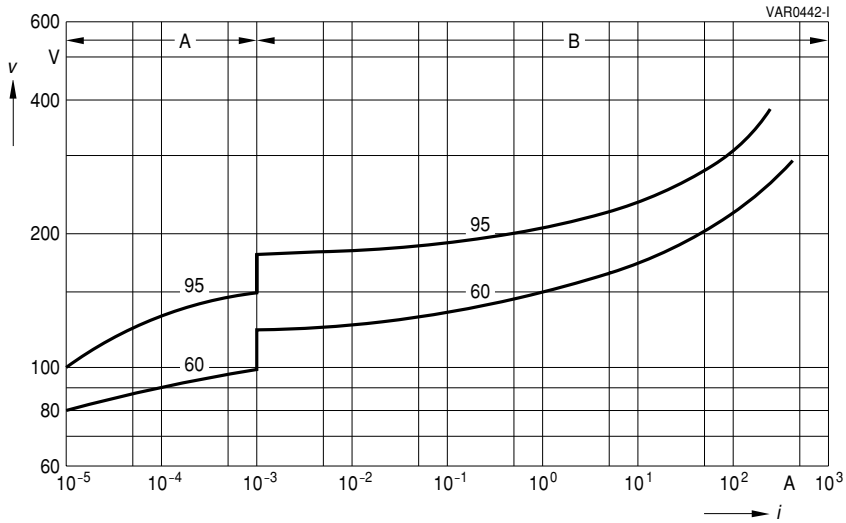
SIOV Metal Oxide Varistors

V/I Characteristics

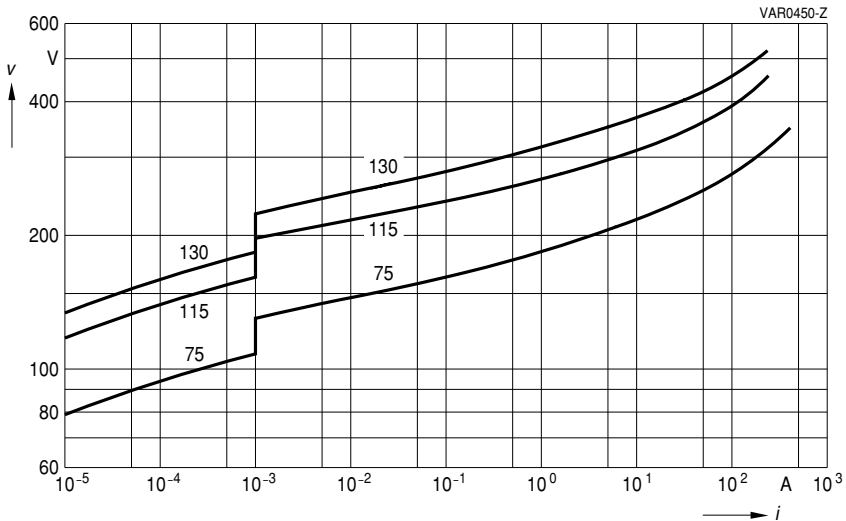
$v = f(i)$ – for explanation of the characteristics refer to section 1.6.3

A = Leakage current
B = Protection level

{ for worst-case varistor tolerances



SIOV-CT/CN1812S60AG2 ... S95AG2



SIOV-CT/CN1812K75G2 ... K130G2

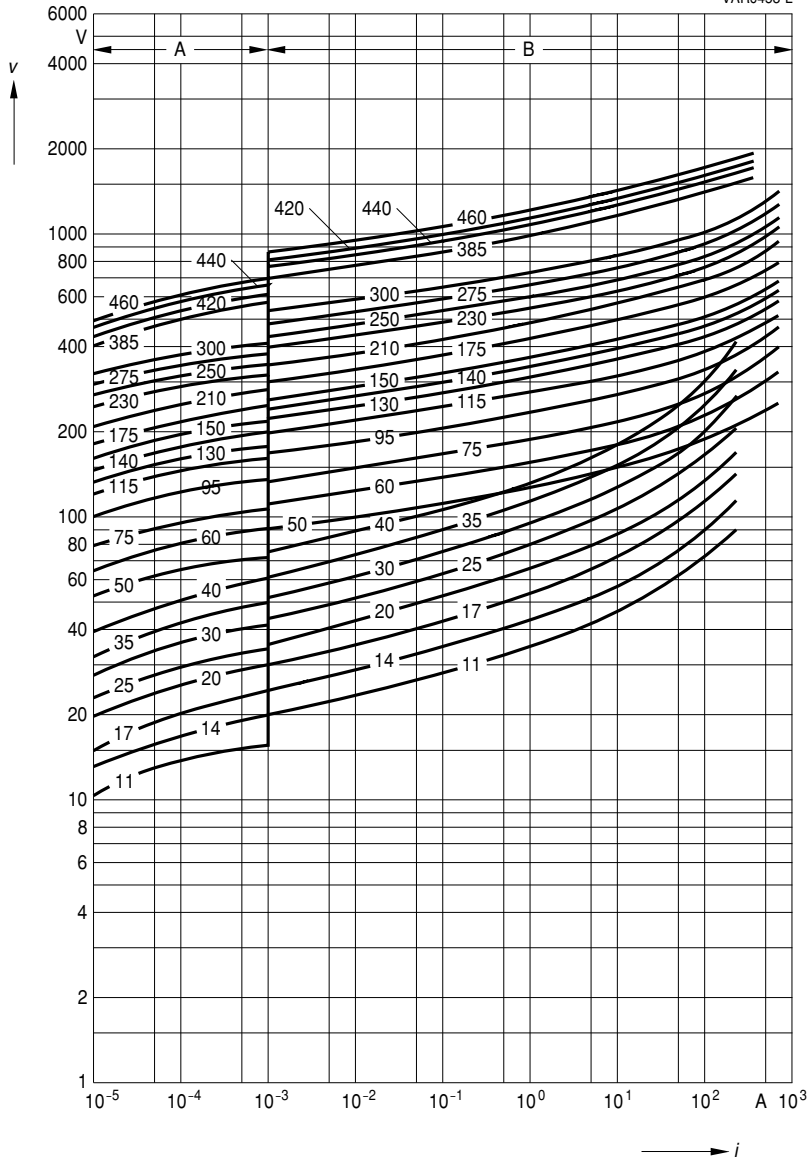
SIOV Metal Oxide Varistors
V// Characteristics

$v = f(i)$ – for explanation of the characteristics refer to section 1.6.3

A = Leakage current
 B = Protection level

for worst-case varistor tolerances

VAR0458-L



SIOV-S05 ... (E2)

SIOV-CU3225 ... (AUTO)G2

SIOV Metal Oxide Varistors

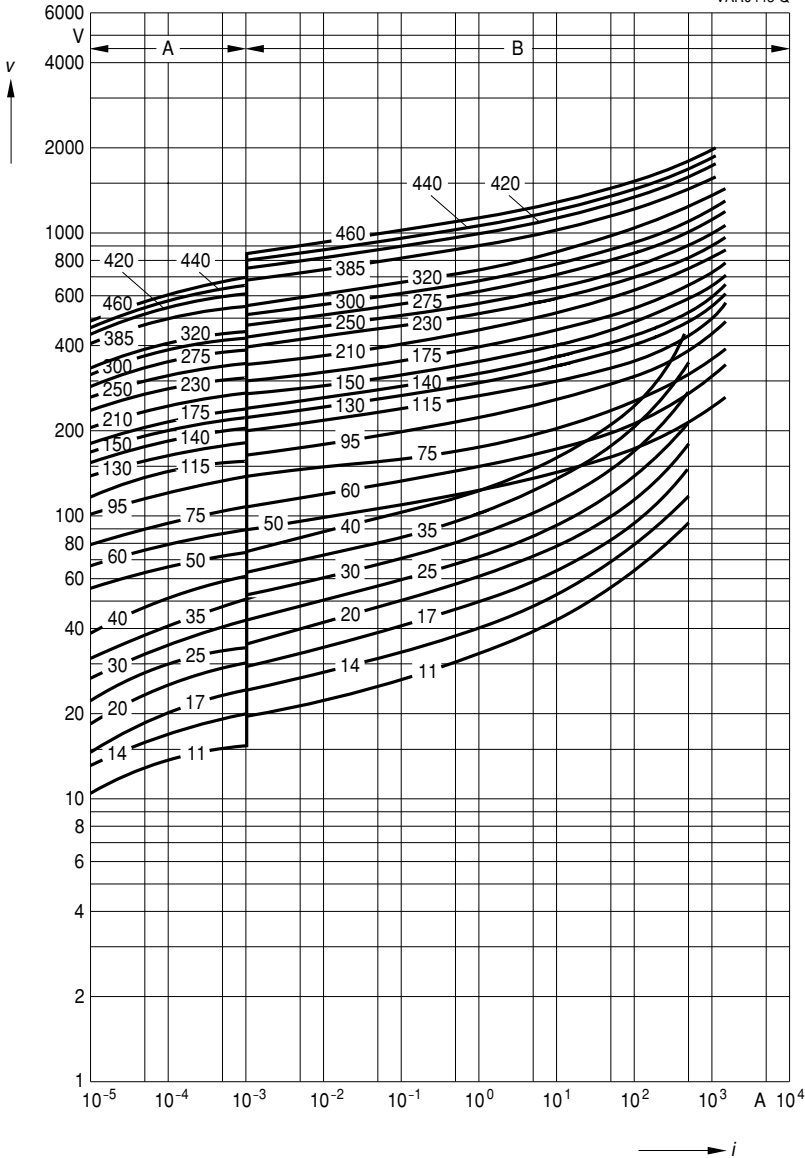
V/I Characteristics

$v = f(i)$ – for explanation of the characteristics refer to section 1.6.3

A = Leakage current
B = Protection level

for worst-case varistor tolerances

VAR0443-Q



SIOV-S07 ... (D1)(E2)

SIOV-CU4032 ... (AUTO)G2

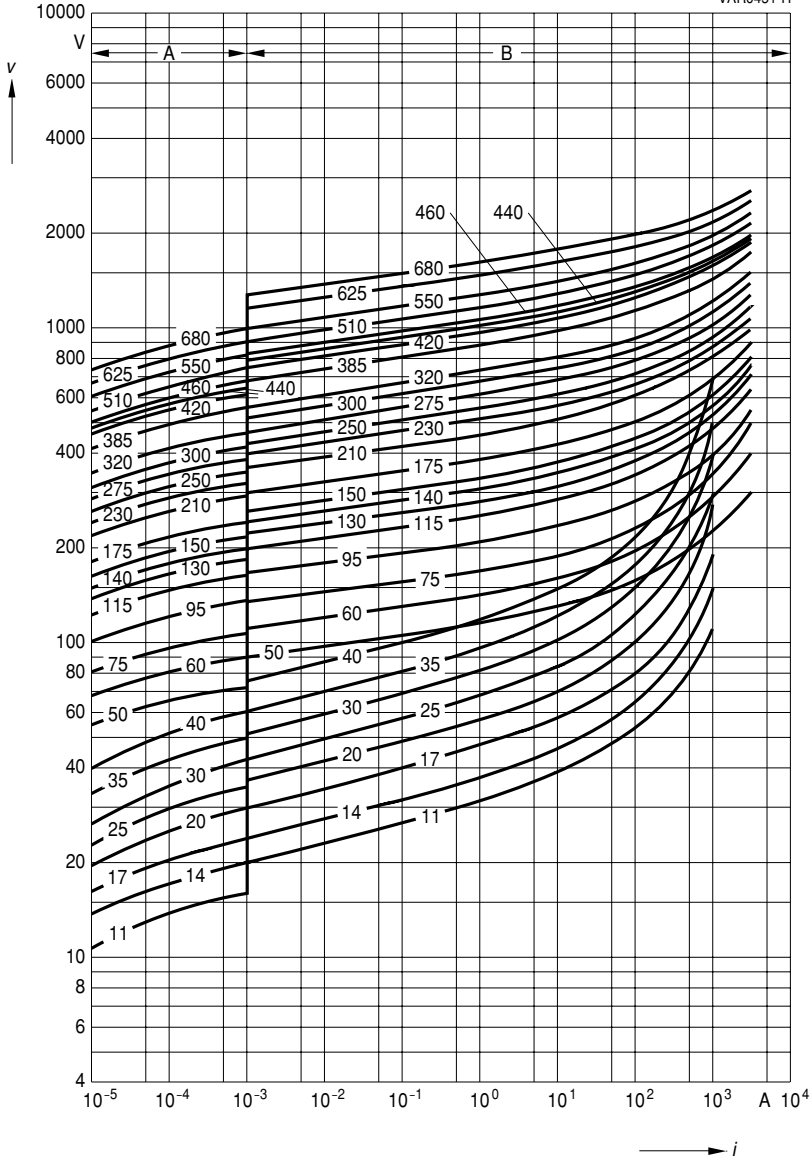
SIOV Metal Oxide Varistors
V// Characteristics

$v = f(i)$ – for explanation of the characteristics refer to section 1.6.3

A = Leakage current
 B = Protection level

{ for worst-case varistor tolerances

VAR0451-H



SIOV-S10 ... (AUTO)(D1)(E2)

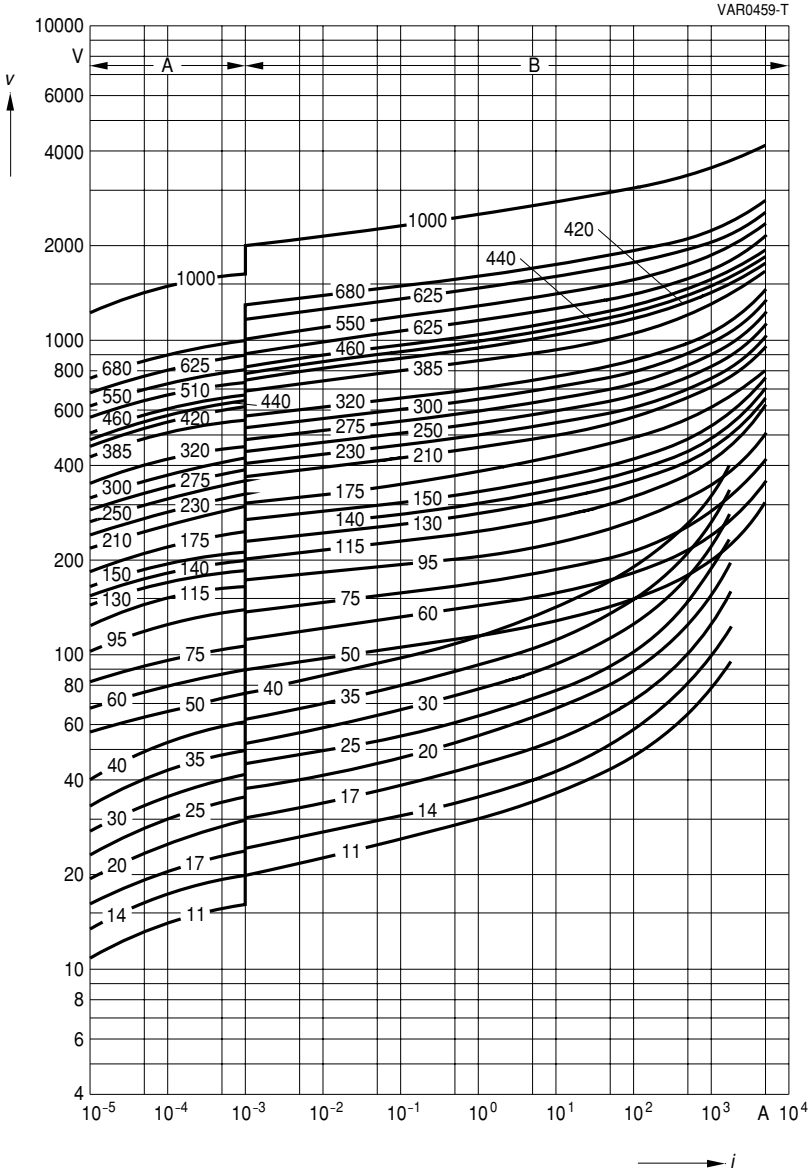
SIOV Metal Oxide Varistors

V/I Characteristics

$v = f(i)$ – for explanation of the characteristics refer to section 1.6.3

A = Leakage current
B = Protection level

{ for worst-case varistor tolerances



SIOV-S14 ... (AUTO)(D1)(E2)

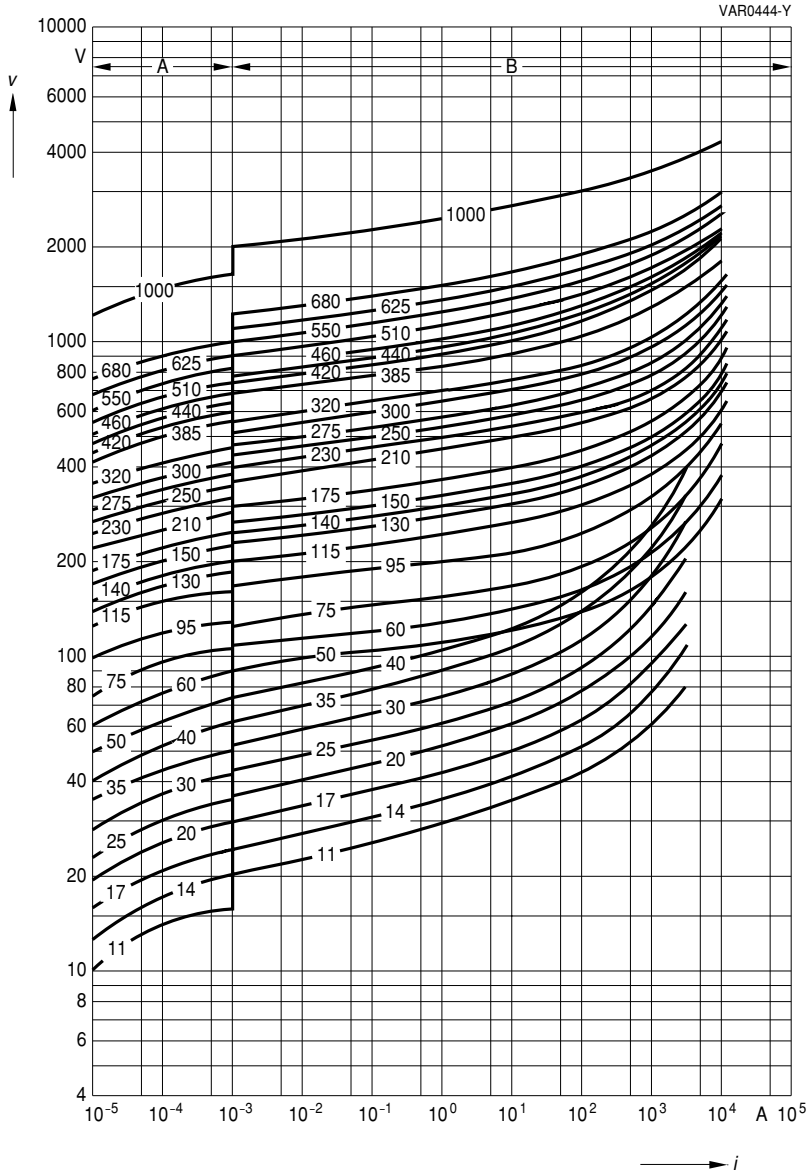
SIOV Metal Oxide Varistors

V// Characteristics

$v = f(i)$ – for explanation of the characteristics refer to section 1.6.3

A = Leakage current
B = Protection level

for worst-case varistor tolerances



SIOV-S20 ... (AUTO)(E2)(E3)

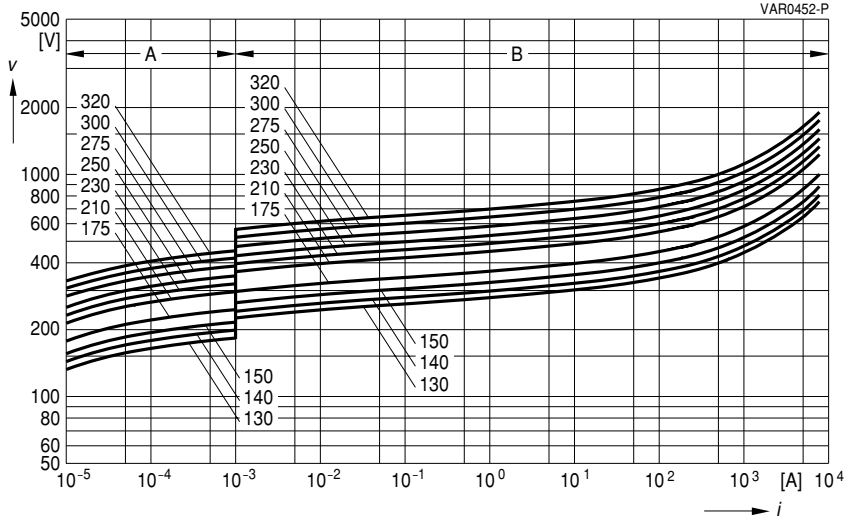
SIOV Metal Oxide Varistors

V/I Characteristics

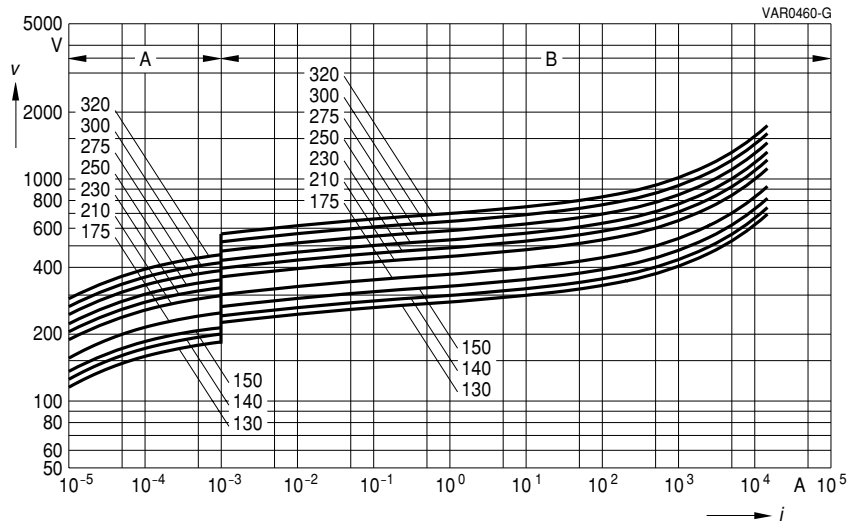
$v = f(i)$ – for explanation of the characteristics
refer to section 1.6.3

A = Leakage current
B = Protection level

{ for worst-case
varistor tolerances



SIOV-Q14



SIOV-Q20

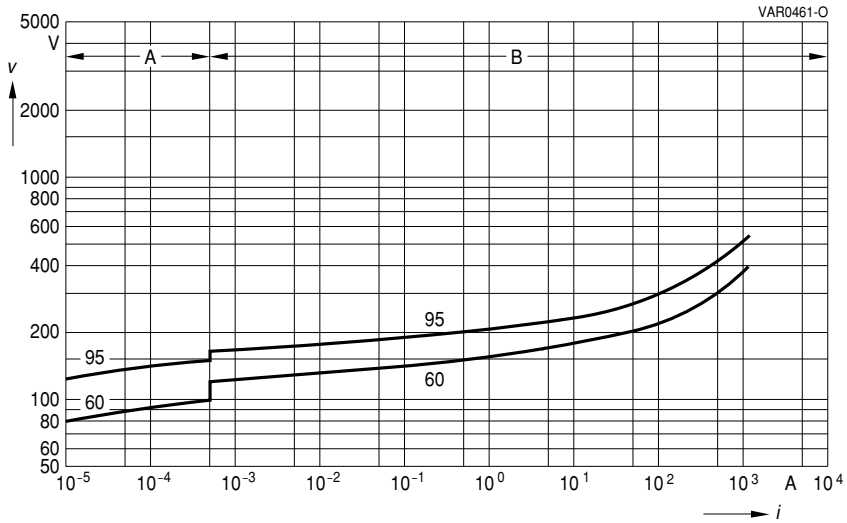
SIOV Metal Oxide Varistors

V/I Characteristics

$v = f(i)$ – for explanation of the characteristics refer to section 1.6.3

A = Leakage current
B = Protection level

{ for worst-case varistor tolerances



SIOV-S07S60A ... S95AG2

SIOV-CU4032S60A ... S95AG2

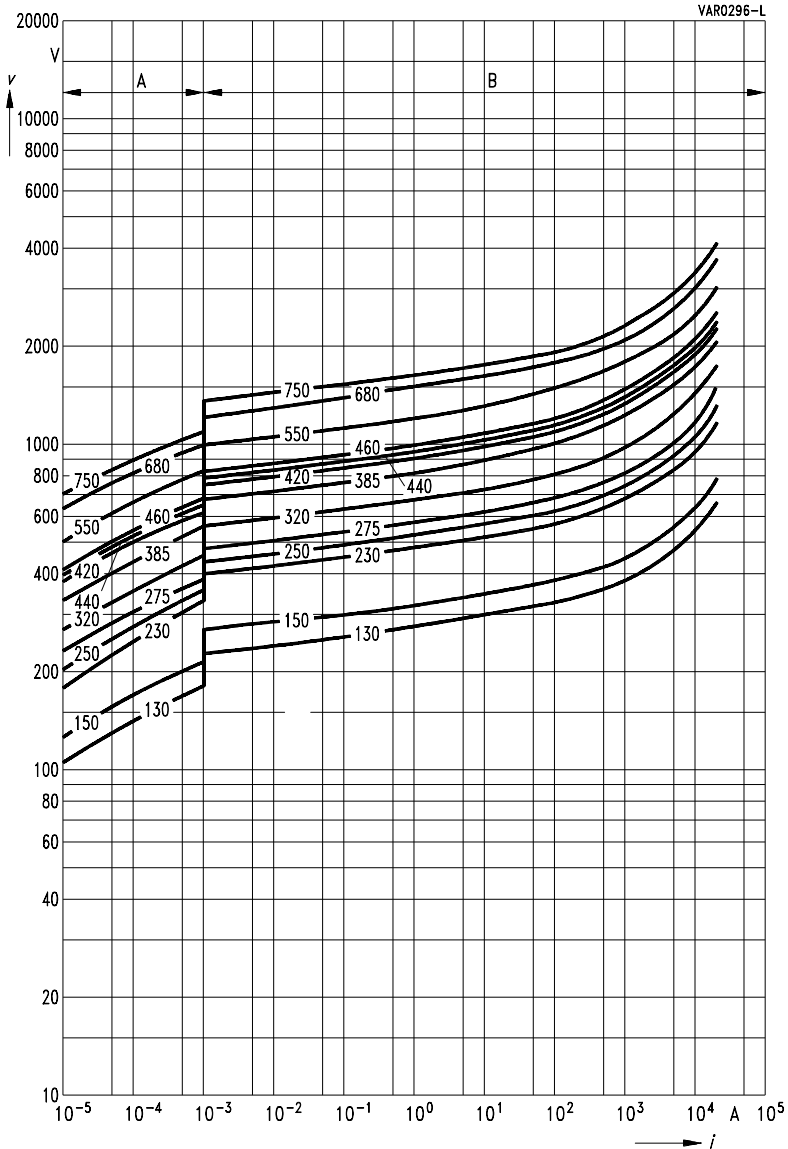
SIOV Metal Oxide Varistors

V/I Characteristics

$v = f(i)$ – for explanation of the characteristics refer to section 1.6.3

A = Leakage current
B = Protection level

{ for worst-case varistor tolerances



SIOV-B32K130 ... K750

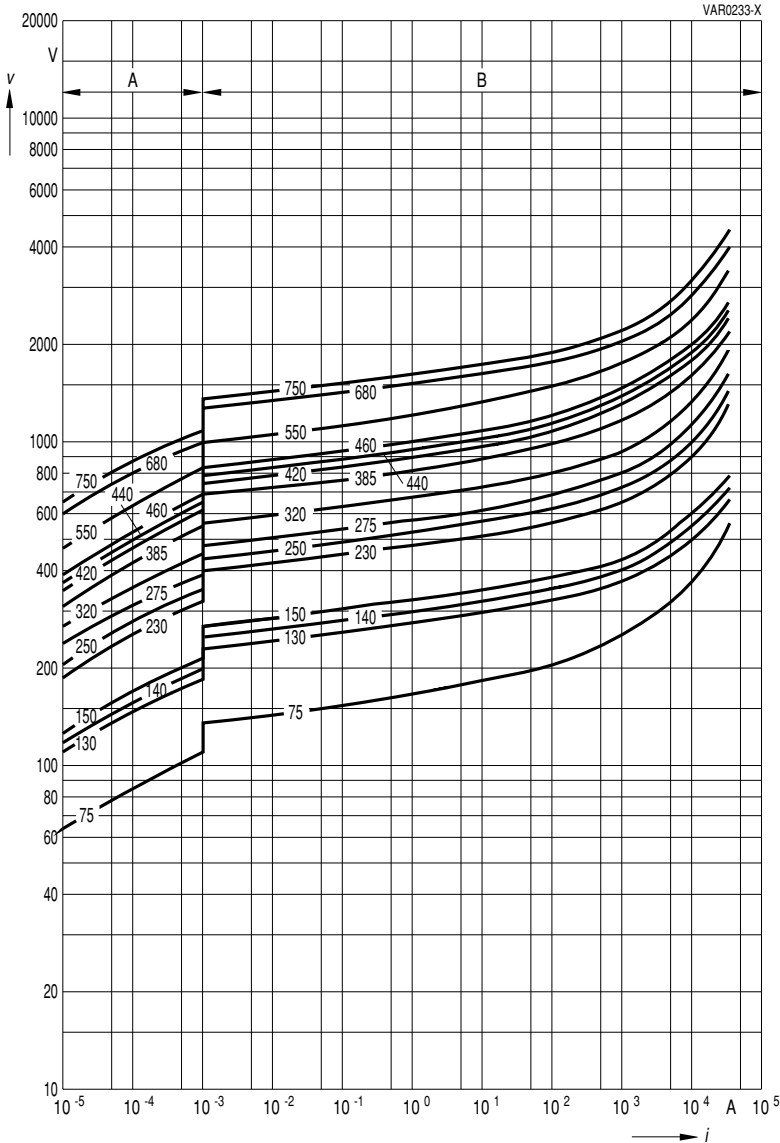
SIOV Metal Oxide Varistors

V/I Characteristics

$v = f(i)$ – for explanation of the characteristics refer to section 1.6.3

A = Leakage current
B = Protection level

{ for worst-case varistor tolerances



SIOV-B40K75 ... K750

SIOV-LS40K130QP ... K750QP(K2)

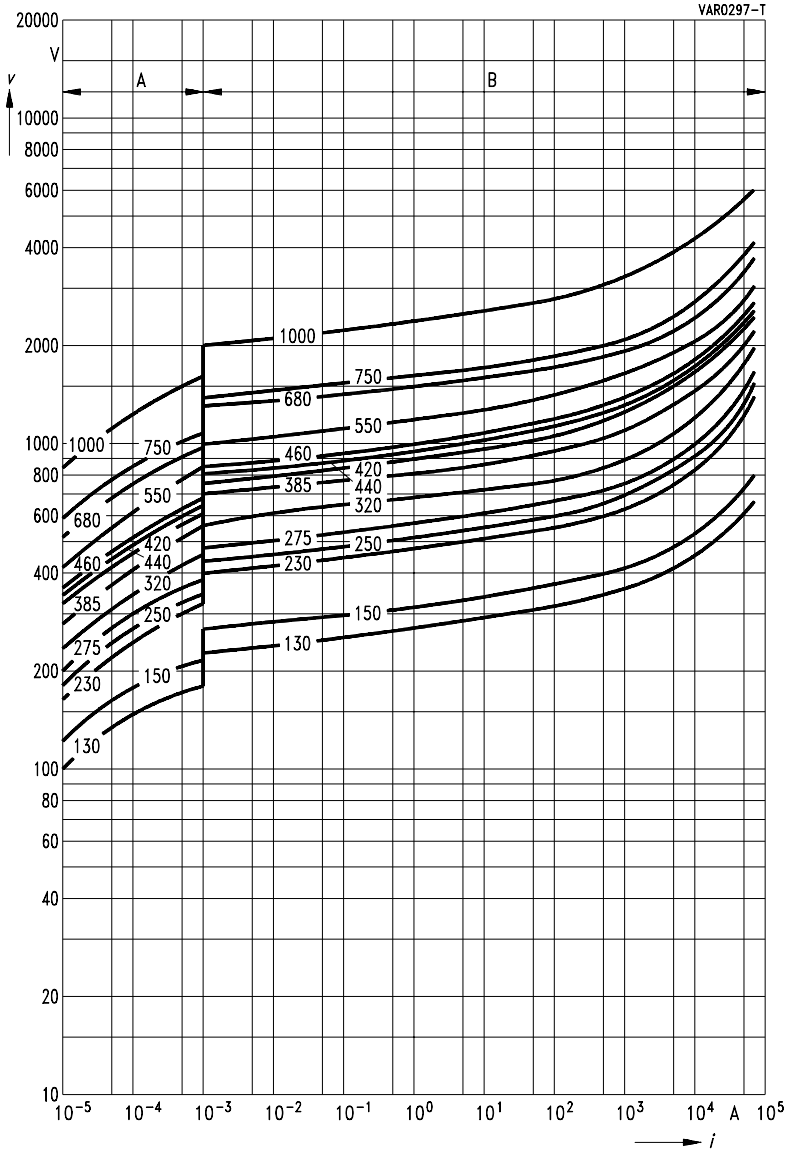
SIOV Metal Oxide Varistors

VII Characteristics

$v = f(i)$ – for explanation of the characteristics refer to section 1.6.3

A = Leakage current
B = Protection level

{ for worst-case varistor tolerances



SIOV-B60K130 ... K1000

SIOV Metal Oxide Varistors

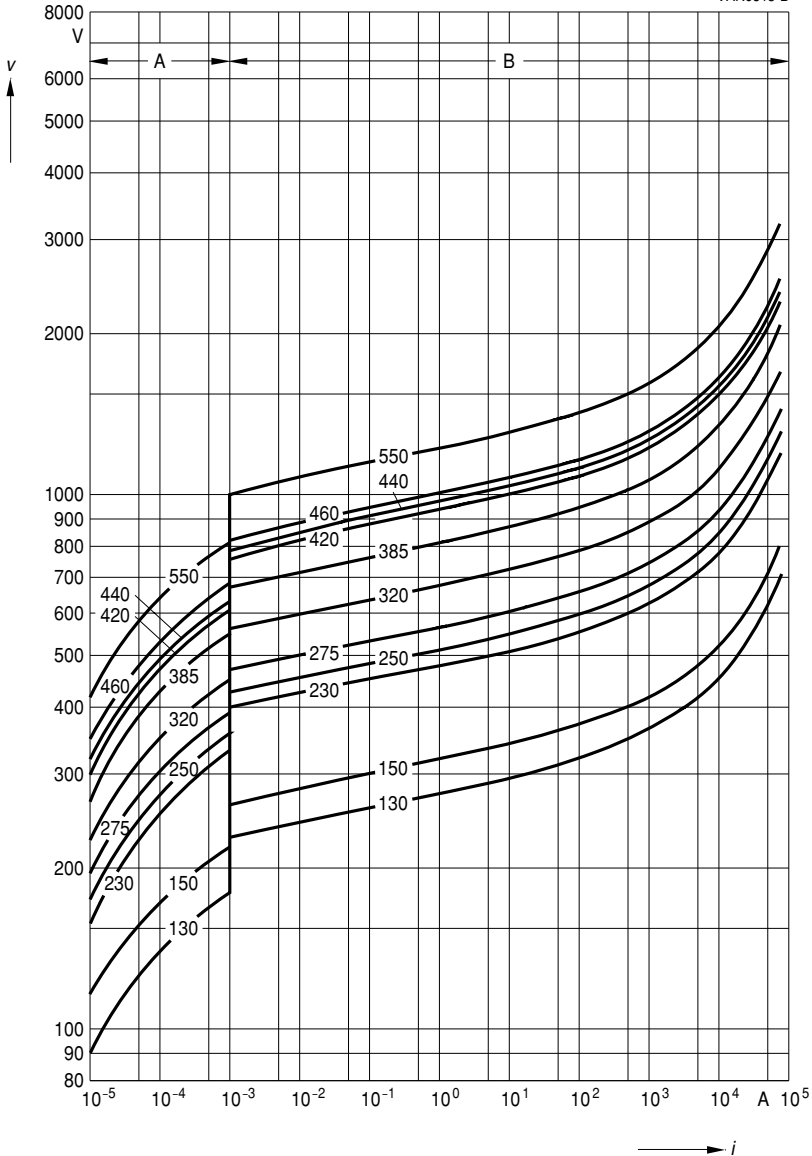
V// Characteristics

$v = f(i)$ – for explanation of the characteristics refer to section 1.6.3

A = Leakage current
B = Protection level

{ for worst-case varistor tolerances

VAR0513-B



SIOV-LS50K130PK2 ... K550PK2

SIOV-LS50K130P ... K550P

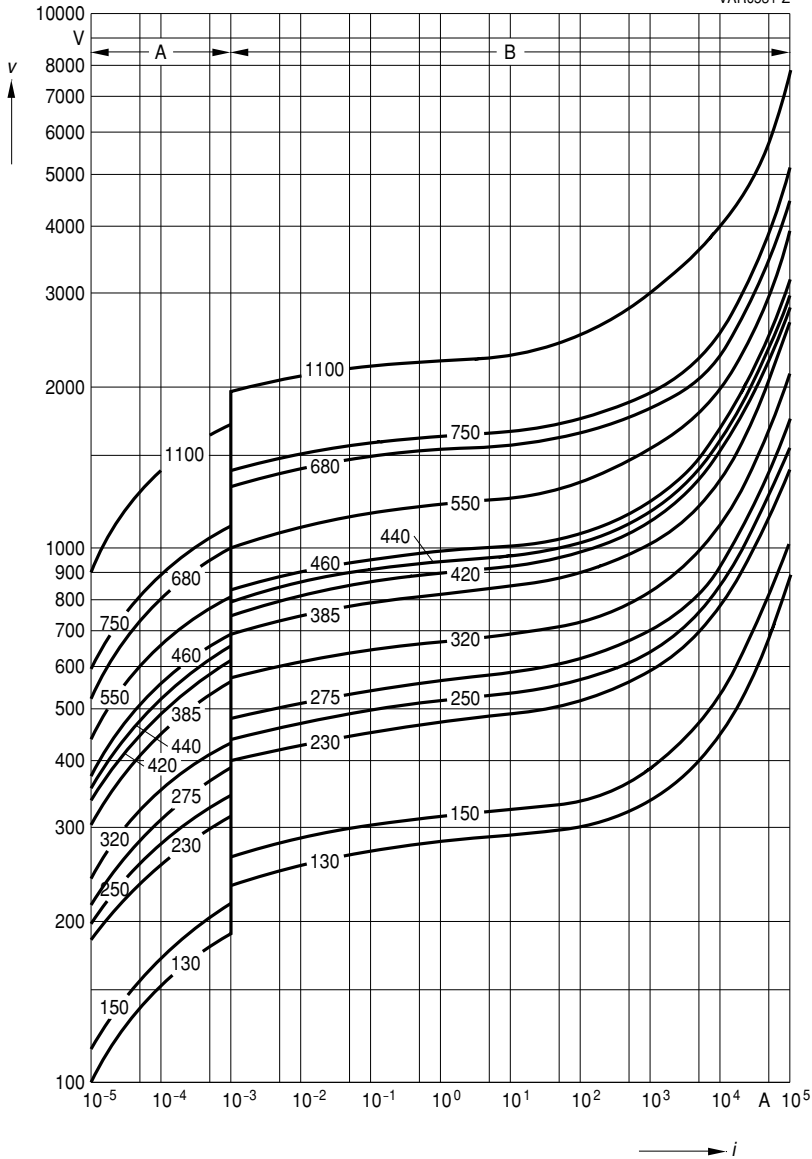
SIOV Metal Oxide Varistors

V// Characteristics

$v = f(i)$ – for explanation of the characteristics refer to section 1.6.3

A = Leakage current
B = Protection level

for worst-case varistor tolerances



SIOV-B80K130 ... K1100

Herausgegeben von EPCOS AG

Marketing Kommunikation, Postfach 80 17 09, 81617 München, DEUTSCHLAND

© EPCOS AG 2000. Alle Rechte vorbehalten. Vervielfältigung, Veröffentlichung, Verbreitung und Verwertung dieser Broschüre und ihres Inhalts ohne ausdrückliche Genehmigung der EPCOS AG nicht gestattet.

Mit den Angaben in dieser Broschüre werden die Bauelemente spezifiziert, keine Eigenschaften zugesichert. Bestellungen unterliegen den vom ZVEI empfohlenen Allgemeinen Lieferbedingungen für Erzeugnisse und Leistungen der Elektroindustrie, soweit nichts anderes vereinbart wird.

Diese Broschüre ersetzt die vorige Ausgabe.

Fragen über Technik, Preise und Liefermöglichkeiten richten Sie bitte an den Ihnen nächstgelegenen Vertrieb der EPCOS AG oder an unsere Vertriebsgesellschaften im Ausland.

Bauelemente können aufgrund technischer Erfordernisse Gefahrstoffe enthalten. Auskünfte darüber bitten wir unter Angabe des betreffenden Typs ebenfalls über die zuständige Vertriebsgesellschaft einzuholen.

Published by EPCOS AG

Marketing Communications, P.O. Box 80 17 09, 81617 Munich, GERMANY

© EPCOS AG 2000. All Rights Reserved. Reproduction, publication and dissemination of this brochure and the information contained therein without EPCOS' prior express consent is prohibited.

The information contained in this brochure describes the type of component and shall not be considered as guaranteed characteristics. Purchase orders are subject to the General Conditions for the Supply of Products and Services of the Electrical and Electronics Industry recommended by the ZVEI (German Electrical and Electronic Manufacturers' Association), unless otherwise agreed.

This brochure replaces the previous edition.

For questions on technology, prices and delivery please contact the Sales Offices of EPCOS AG or the international Representatives.

Due to technical requirements components may contain dangerous substances. For information on the type in question please also contact one of our Sales Offices.