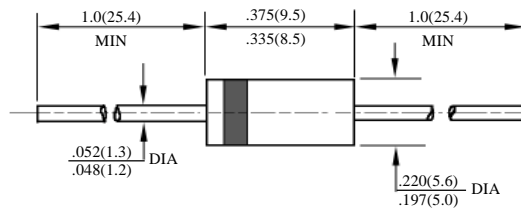


1N5400G – 1N5406G

3A 普通玻璃二极管

3A GENERAL PURPOSE GPP DIODES

型号 TYPE	最大反向 峰值电压 Maximum Peak Reverse Voltage	最大平均正向电流 Maximum Average Rectified Current @ Half-Wave Resistive Load 60Hz		最大正向浪涌电流 Maximum Forward Peak Surge Current @ 8.3ms Superimposed	最大反向漏电流 Maximum Reverse Current @ PRV @ T <sub>A</sub> =25°C	最大正向电压 Maximum Forward Voltage @ T <sub>A</sub> =25°C		外型尺寸 Package Dimensions
	PRV V <sub>PK</sub>	I <sub>O</sub> @ T <sub>L</sub> A <sub>AV</sub>	°C	I <sub>FM</sub> (Surge) A <sub>PK</sub>	I <sub>R</sub> μA <sub>dc</sub>	I <sub>FM</sub> A <sub>PK</sub>	V <sub>FM</sub> V <sub>PK</sub>	
1N5400G	50	3.0	105	200	5.0	3.0	1.0	DO – 201AD
1N5401G	100							
1N5402G	200							
1N5403G	400							
1N5404G	600							
1N5405G	800							
1N5406G	1000							



DO – 201AD

1N5400G-1N5408G

DO-201AD 封装 3A 普通二极管额定值与特性曲线

RATING & CHARACTERISTIC CURVES OF 3A GENERAL DIODES OF DO-201AD PACKAGE

FIG. 1 - TYPICAL FORWARD CURRENT DERATING CURVE

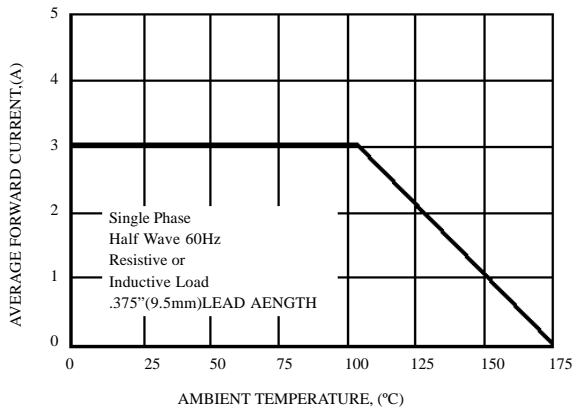


FIG. 2 - TYPICAL INSTANTANEOUS FORWARD CHARACTERISTICS

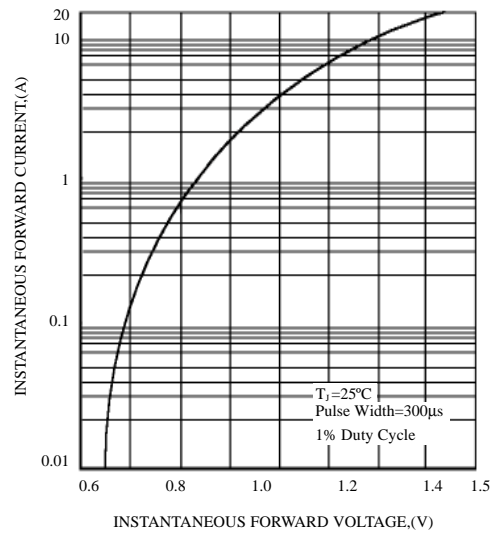


FIG. 3 - MAXIMUM NON-REPETITIVE FORWARD SURGE CURRENT

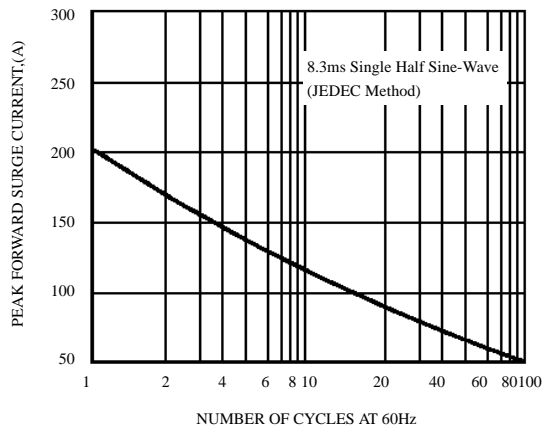


FIG. 4 - TYPICAL REVERSE CHARACTERISTICS

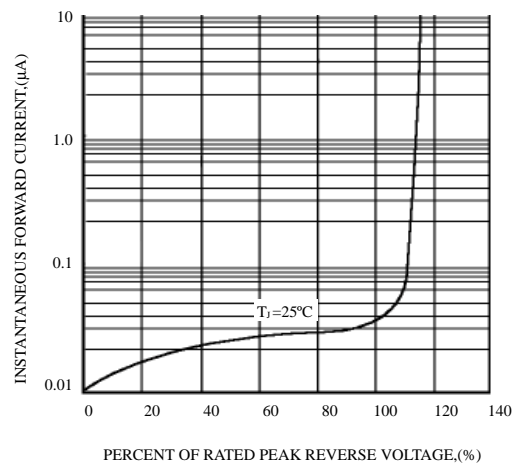


FIG. 5 - TYPICAL JUNCTION CAPACITANCE

