



## 3 AMP SOFT GLASS PASSIVATED SILICON DIODES

### FEATURES

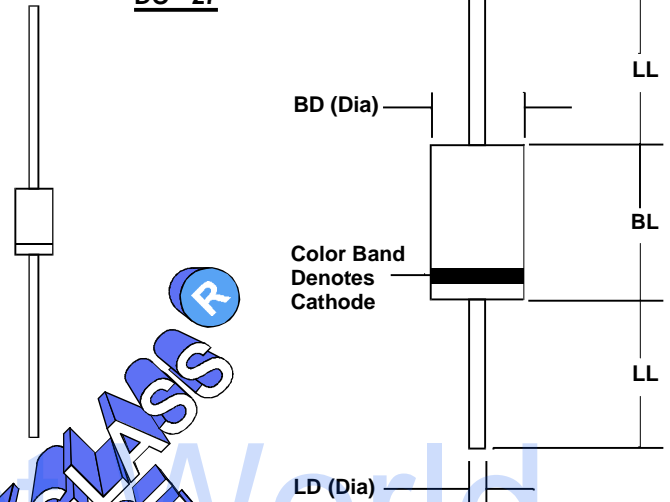
- Proprietary "Soft Glass<sup>®</sup>" P/N junction passivation
- Void-free chip soldering
- Extremely low leakage at high temperatures
- Ideal for continuous high temperature applications
- High surge current capability
- Low forward voltage drop
- 3A at TA = 75 °C with no thermal runaway

### MECHANICAL SPECIFICATION

ACTUAL SIZE OF  
DO-27 PACKAGE

SERIES 1N5400G - 1N5408G

DO - 27



### MECHANICAL DATA

- Case: JEDEC DO-27 molded plastic (UL Flammability Rating 94V-0)
- Terminals: Plated axial leads
- Soldering: Per MIL-STD 202 Method 208 guaranteed
- Polarity: Color band denotes cathode
- Mounting Position: Any
- Weight: 0.02 Ounces (0.7 Grams)

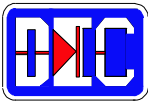
Sym	Minimum		Maximum	
	In	mm	In	mm
BL			0.365	9.28
BD			0.205	5.2
LL	1.00	25.4		
LD	0.048	1.2	0.052	1.3

### MAXIMUM RATINGS & ELECTRICAL CHARACTERISTICS

Ratings at 25 °C ambient temperature unless otherwise specified.  
 Single phase, half wave, 60Hz, resistive or inductive load.  
 For capacitive loads, derate current by 20%.

PARAMETER (TEST CONDITIONS)	SYMBOL	RATINGS							UNITS
		1N 5400G	1N 5401G	1N 5402G	1N 5404G	1N 5406G	1N 5407G	1N 5408G	
Maximum DC Blocking Voltage	V <sub>RM</sub>	50	100	200	400	600	800	1000	VOLTS
Maximum RMS Voltage	V <sub>RMS</sub>	35	70	140	280	420	560	700	
Maximum Peak Recurrent Reverse Voltage	V <sub>RRM</sub>	50	100	200	400	600	800	1000	
Average Forward Rectified Current @ TA = 75 °C (Lead length = 0.375 in. (9.5 mm))	I <sub>o</sub>	3							AMPS
Peak Forward Surge Current (8.3 mSec single half sine wave superimposed on rated load)	I <sub>FSM</sub>	200							
Maximum Forward Voltage at 3 Amps DC	V <sub>FM</sub>	1							VOLTS
Maximum Full Cycle Reverse Current @ TL = 75 °C (Note 1)	I <sub>RM(AV)</sub>	20							μA
Maximum Average DC Reverse Current At Rated DC Blocking Voltage	I <sub>RM</sub>	50							
Typical Thermal Resistance, Junction to Ambient (Note 1)	R <sub>θJA</sub>	18							°C/W
Typical Junction Capacitance (Note 2)	C <sub>J</sub>	70							pF
Operating and Storage Temperature Range	T <sub>J</sub> , T <sub>STG</sub>	-65 to +175							°C

NOTES: (1) Lead length = 0.375 in. (9.5 mm)  
 (2) Measured at 1MHz & applied reverse voltage of 4 volts



### 3 AMP SOFT GLASS PASSIVATED SILICON DIODES

#### RATING & CHARACTERISTIC CURVES FOR SERIES 1N5400G - 1N5408G

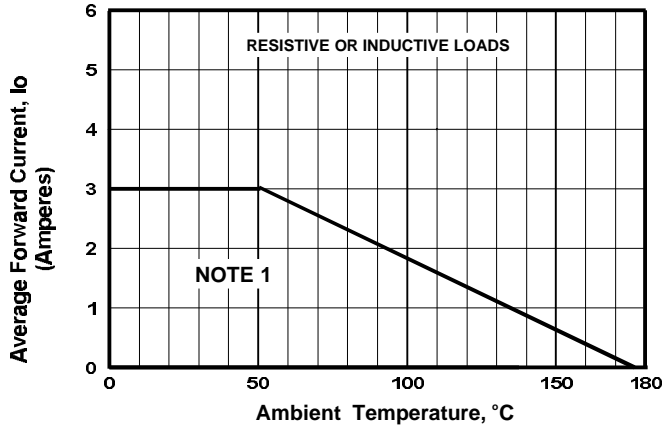


FIGURE 1. FORWARD CURRENT DERATING CURVE

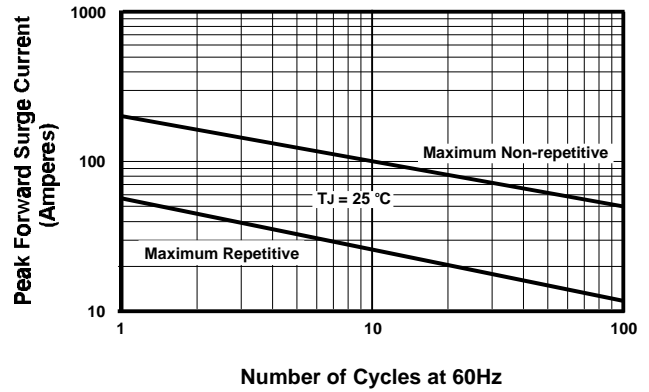


FIGURE 2. FORWARD SURGE CURRENT

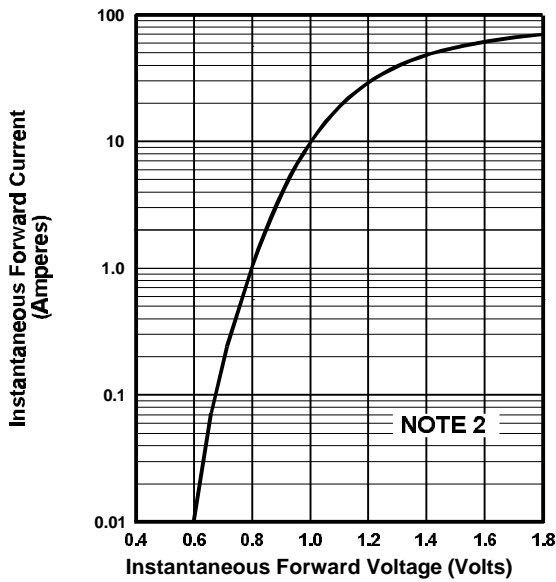


FIGURE 3. TYPICAL FORWARD CHARACTERISTICS

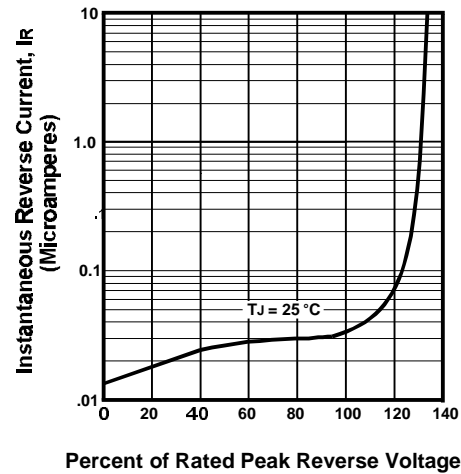


FIGURE 4. TYPICAL REVERSE CHARACTERISTICS

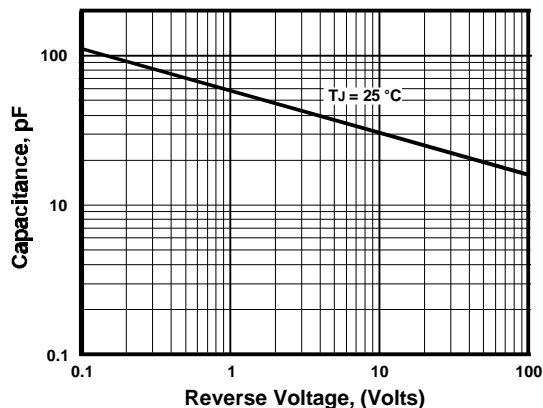


FIGURE 5. TYPICAL JUNCTION CAPACITANCE

**NOTES**

- (1) Single Phase, Half Wave, 60 Hz; Lead Length = 0.375" (9.5mm)
- (2) T<sub>J</sub> = 25 °C, Pulse Width = 300 μSec, 1.0% Duty Cycle