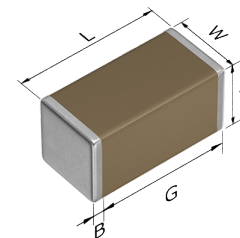


CGA5L3X7R1H105K160AB



TDK item description CGA5L3X7R1H105KT***

Applications	Automotive Grade
Feature	General General (Up to 50V) AEC-Q200 AEC-Q200
Series	CGA5(3216) [EIA 1206]
Status	Production



Size	
Length(L)	3.20mm +0.30,-0.10mm
Width(W)	1.60mm +0.30,-0.10mm
Thickness(T)	1.60mm +0.30,-0.10mm
Terminal Width(B)	0.20mm Min.
Terminal Spacing(G)	1.00mm Min.
Recommended Land Pattern (PA)	2.10mm to 2.50mm(Flow Soldering) 2.00mm to 2.40mm(Reflow Soldering)
Recommended Land Pattern (PB)	1.10mm to 1.30mm(Flow Soldering) 1.00mm to 1.20mm(Reflow Soldering)
Recommended Land Pattern (PC)	1.00mm to 1.30mm(Flow Soldering) 1.10mm to 1.60mm(Reflow Soldering)

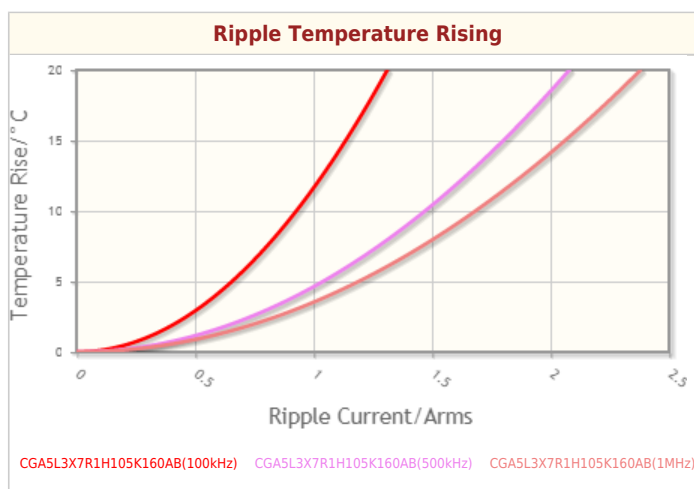
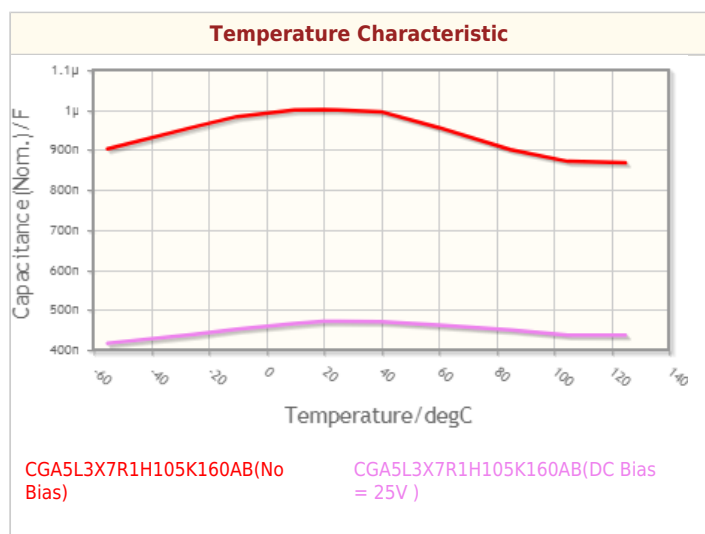
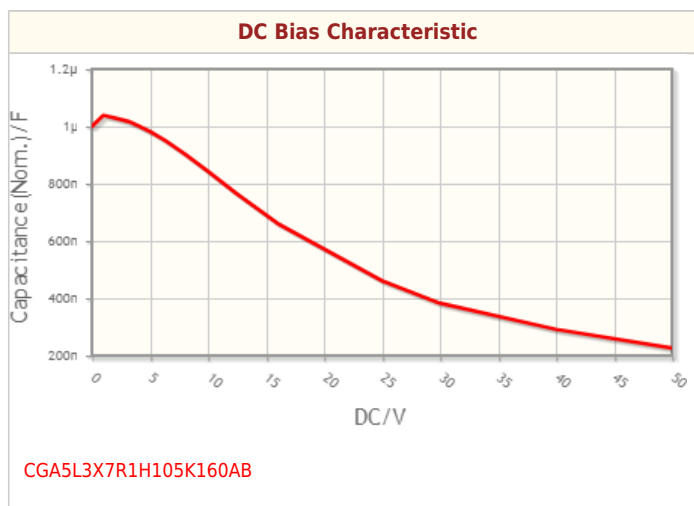
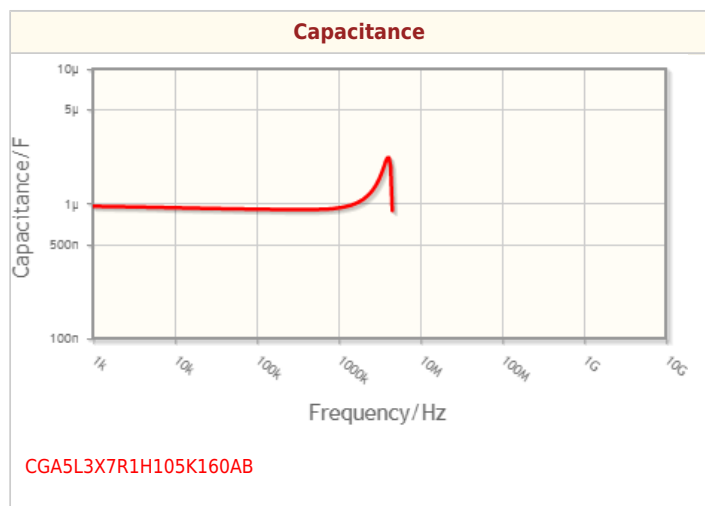
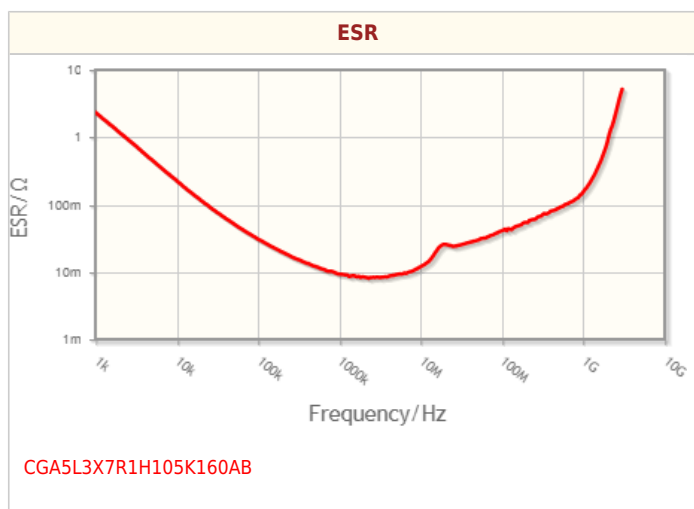
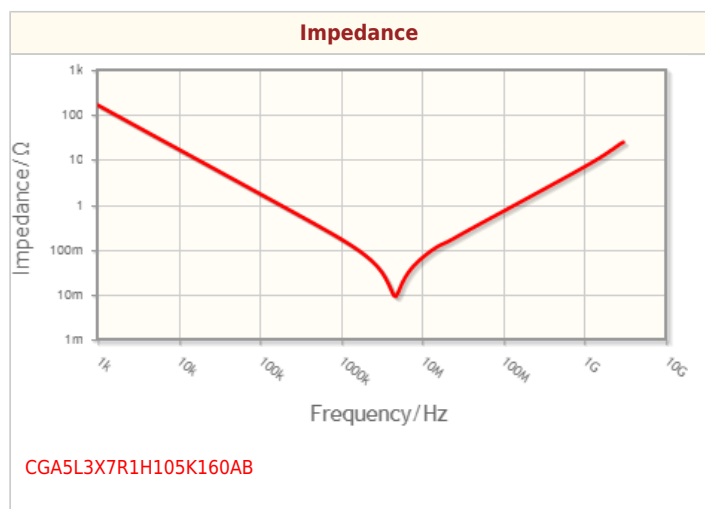
Electrical Characteristics	
Capacitance	1μF ±10%
Rated Voltage	50VDC
Temperature Characteristic	X7R(±15%)
Dissipation Factor (Max.)	5%
Insulation Resistance (Min.)	500MΩ

Other	
Soldering Method	Wave (Flow) Reflow
AEC-Q200	Yes
Packing	Blister (Plastic)Taping [180mm Reel]
Package Quantity	2000pcs

CGA5L3X7R1H105K160AB

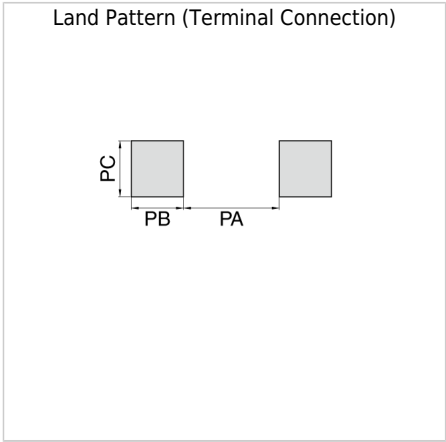


Characteristic Graphs(This is reference data, and does not guarantee the products characteristics.)





Associated Images



! Images are for reference only and show exemplary products.
! This PDF document was created based on the data listed on the TDK Corporation website.
! All specifications are subject to change without notice.